



**QUEEN'S
UNIVERSITY
BELFAST**

Parthenogenetic vs. sexual reproduction in oribatid mite communities

Maraun, M., Caruso, T., Hense, J., Lehmitz, R., Mumladze, L., Murvanidze, M., Nae, I., Schulz, J., Seniczak, A., & Scheu, S. (2019). Parthenogenetic vs. sexual reproduction in oribatid mite communities. *Ecology and Evolution*. <https://doi.org/10.1002/ece3.5303>

Published in:
Ecology and Evolution

Document Version:
Publisher's PDF, also known as Version of record

Queen's University Belfast - Research Portal:
[Link to publication record in Queen's University Belfast Research Portal](#)

Publisher rights

Copyright 2019 the authors.

This is an open access article published under a Creative Commons Attribution License (<https://creativecommons.org/licenses/by/4.0/>), which permits unrestricted use, distribution and reproduction in any medium, provided the author and source are cited.

General rights

Copyright for the publications made accessible via the Queen's University Belfast Research Portal is retained by the author(s) and / or other copyright owners and it is a condition of accessing these publications that users recognise and abide by the legal requirements associated with these rights.

Take down policy




The Research Portal is Queen's institutional repository that provides access to Queen's research output. Every effort has been made to ensure that content in the Research Portal does not infringe any person's rights, or applicable UK laws. If you discover content in the Research Portal that you believe breaches copyright or violates any law, please contact openaccess@qub.ac.uk.

Open Access

This research has been made openly available by Queen's academics and its Open Research team. We would love to hear how access to this research benefits you. – Share your feedback with us: <http://go.qub.ac.uk/oa-feedback>

ORIGINAL RESEARCH

Parthenogenetic vs. sexual reproduction in oribatid mite communities

Mark Maraun¹  | Tancredi Caruso²  | Jonathan Hense³  | Ricarda Lehmitz⁴ |
Levan Mumladze⁵ | Maka Murvanidze⁶ | Ioana Nae⁷ | Julia Schulz¹ | Anna Seniczak⁸ |
Stefan Scheu¹

¹JFB Institute of Zoology and Anthropology, Georg August University Göttingen, Göttingen, Germany

²School of Biological Sciences and Institute for Global Food Security, Queen's University of Belfast, Belfast, Northern Ireland

³Fachdidaktik Biologie, Nees-Institut, Rheinische Friedrich-Wilhelms Universität Bonn, Bonn, Germany

⁴Senckenberg Museum of Natural History Görlitz, Görlitz, Germany

⁵Institute of Ecology and Institute of Zoology, Ilia State University, Tbilisi, Georgia

⁶Institute of Entomology of Agricultural, University of Georgia, Tbilisi, Georgia

⁷Emil Racovita Institute of Speleology of Romanian Academy, Bucharest, Romania

⁸Realfagbygget, University Museum of Bergen, University of Bergen, Bergen, Norway

Correspondence

Mark Maraun, JFB Institute of Zoology and Anthropology, Georg August University Göttingen, Untere Karspüle 2, 37073 Göttingen, Germany.
Email: mmaraun@gwdg.de

Abstract

The dominance of sex in Metazoa is enigmatic. Sexual species allocate resources to the production of males, while potentially facing negative effects such as the loss of well-adapted genotypes due to recombination, and exposure to diseases and predators during mating. Two major hypotheses have been put forward to explain the advantages of parthenogenetic versus sexual reproduction in animals, that is, the Red Queen hypothesis and the Tangled Bank/Structured Resource Theory of Sex. The Red Queen hypothesis assumes that antagonistic predator–prey/ parasite–host interactions favor sex. The Structured Resource Theory of Sex predicts sexual reproduction to be favored if resources are in short supply and aggregated in space. In soil, a remarkable number of invertebrates reproduce by parthenogenesis, and this pattern is most pronounced in oribatid mites (Oribatida, Acari). Oribatid mites are abundant in virtually any soil across very different habitats, and include many sexual and parthenogenetic (thelytokous) species. Thereby, they represent an ideal model group to investigate the role of sexual versus parthenogenetic reproduction across different ecosystems and habitats. Here, we compiled data on oribatid mite communities from different ecosystems and habitats across biomes, including tropical rainforests, temperate forests, grasslands, arable fields, salt marshes, bogs, caves, and deadwood. Based on the compiled dataset, we analyzed if the percentage of parthenogenetic species and the percentage of individuals of parthenogenetic species are related to total oribatid mite density, species number, and other potential driving factors of the reproductive mode including altitude and latitude. We then interpret the results in support of either the Red Queen hypothesis or the Structured Resource Theory of Sex. Overall, the data showed that low density of oribatid mites due to harsh environmental conditions is associated with high frequency of parthenogenesis supporting predictions of the Structured Resource Theory of Sex rather than the Red Queen hypothesis.

KEYWORDS

oribatid mites, Red Queen, sexual reproduction, Structured Resource Theory of Sex, Tangled Bank, thelytoky

1 | INTRODUCTION

The dominance of sexual reproduction in most animal taxa remains an enigma (Lehtonen, Jennions, & Kokko, 2012; Meirmans, Meirmans, & Kirkendall, 2012; Neiman, Lively, & Meirmans, 2017). Parthenogenetic reproduction has advantages that should, in theory, result in rapid replacement of sexual taxa. The advantages include doubled reproductive potential, no exposure to hazards during mating, easier colonization of new habitats, and maintenance of favorable gene combinations (Maynard Smith, 1978; Mirzaghaderi & Hörandl, 2016). A number of theories have been put forward to explain the “paradox of sex,” but no consensus has been reached and some researchers doubt the existence of a unifying theory (Neiman et al., 2017; West, Lively, & Read, 1999). Among theories, those proposing short-term generational advantages of sexual reproduction have received most attention (Lehtonen et al., 2012), while theories based on long-term multigenerational advantages and group selection arguments have lost appeal (Becks & Agrawal, 2011; Bell, 1982; West et al., 1999).

Two major theories based on short-term advantages of sexual reproduction include (a) the Red Queen Theory (RQT), and (b) the Tangled Bank Theory (TBT) and Structured Resource Theory of Sex (SRTS), the latter two being based on similar mechanisms and therefore treated together here (Neimann et al., 2017; Song, Drossel, & Scheu, 2011). The RQT suggests that the genetic diversity generated by sexual reproduction reduces the ability of antagonists (parasites, predators) of species to adapt to host genotypes. It therefore predicts sexual taxa to dominate in habitats where parasite–host and/ or predator–prey interactions control community dynamics (Hamilton, 1980; Jaenike, 1978), which is often the case when predators/ parasites reach high densities (Ladle, 1992). The RQT does not make explicit predictions on the effects of resource availability, but it has been suggested that small populations are less infested by parasites (Arneberg, Skorping, Grenfell, & Read, 1998) thereby weakening Red Queen processes. A number of field and laboratory studies supported the RQT (Gibson & Fuentes, 2015; Haafke, Chakra, & Becks, 2016; Kotusz et al., 2014), but many are based on a single parasite–host system, the snail *Potamogyrgus antipodarum* and its trematode parasite (Jokela, Dybdahl, & Lively, 2009; King, Delph, Jokela, & Lively, 2009; Lively, 2010).

The TBT (Bell, 1982; Ghiselin, 1974) predicts sexual reproduction to dominate in spatially heterogeneous habitats where diverse niches are more likely to be successfully colonized by genetically diverse offspring produced via sexual reproduction. The TBT does not make explicit predictions on the role of biotic interactions or resource levels of the habitat of sexual versus parthenogenetic species. Building on the TBT, the SRTS explicitly includes resource

dynamics and density-dependent population regulation, but its predictions are essentially similar to those of the TBT (Scheu & Drossel, 2007). The SRTS predicts that sexual reproduction should become more frequent in spatially structured habitats where resources are structured and renewed at low rates. The implication of this theory is that density-dependent population regulation is controlling the frequency of sexual and parthenogenetic reproduction. Both SRTS and RQT predict sexual reproduction to dominate when biotic interactions are strong, but the SRTS is based on bottom-up control of population regulation due to resource limitation, whereas the RQT is based on top-down control of prey species by predators and parasites. The SRTS explicitly predicts parthenogenesis to dominate in populations that are structured by harsh abiotic conditions since the advantage of sexual reproduction vanishes in the absence of resource limitation. The RQT makes no explicit predictions about the effects of environmental harshness, but harsh conditions typically reduce predator–prey/ parasite–host interactions thereby weakening the advantages of sexual reproduction. Importantly, the RQT and the SRTS are not mutually exclusive. In fact, their predictions partly overlap and some field observations might be explained by either of them (Neimann et al., 2017). Further, from the perspective of resources, parasites may be viewed as agents reducing the resource supply of the host; as a consequence, Red Queen processes may be viewed as forming part of the SRTS (Scheu & Drossel, 2007; Song et al., 2011).

The predictions of the two theories can be examined by studying the relative frequency of sexual or parthenogenetic reproduction in animal taxa across biomes and environmental gradients. These two theories can be tested in a number of soil animals including oribatid mites, collembolans, nematodes, earthworms, and isopods (Bell, 1982; Song et al., 2011). Arguably, the most powerful model taxon in this respect is oribatid mites, an abundant and diverse group of predominantly detritivorous and fungivorous soil arachnids. They occur in virtually any ecosystem including forests, grassland, tundra, taiga, agricultural sites, fresh water, bogs and marshes, and marine shorelines, and in a very wide range of microhabitats including different soil layers, decaying wood, fungal sporophores, epilithic, and epiphytic plants, bark of trees and suspended soils (Norton & Behan-Pelletier, 2009).

Oribatid mites either reproduce sexually or via thelytoky; other reproductive modes such as arrhenotoky, cyclical parthenogenesis as well as geographic parthenogenesis are unknown (Norton, Kethley, Johnston, & O'Connor, 1993). About 10% of the known species of oribatid mites are assumed to be obligate parthenogenetic, with more than 90% of the individuals of oribatid mite communities in some ecosystems comprising parthenogenetic species (Maraun, Fronczek, Marian, Sandmann, & Scheu, 2013; Norton & Palmer,

1991). Norton and Palmer (1991) highlighted that parthenogenetic species dominate many early-derivative taxa and, rather than each being recent derivatives of an ancestral sexual lineage, most extant parthenogenetic species form part of clusters of parthenogenetic species. These taxa represent phylogenetic groups of different size, from small to speciose, indicating past parthenogenetic radiations (Heethoff, Norton, Scheu, & Maraun, 2009; Pachl et al., 2017; Schaefer, Norton, Scheu, & Maraun, 2010). Furthermore, parthenogenetic species occur in habitats “where they should not be” according to most theories, for example, in climax habitats such as old-growth forests (Huhta et al., 1986) and at low altitudes (Maraun et al., 2013). Finally, Cianciolo and Norton (2006) found a positive correlation between biotic interactions (competition and predation) and asexuality (when only phylogenetically clustered asexuals were considered), but did not propose any mechanistic explanation for these findings.

Considering the many species and supra-specific taxa in soil that reproduce via parthenogenesis, we assume that identifying factors favoring parthenogenesis in these species may help in understanding why sexual reproduction predominates in the animal kingdom. With the overarching goal of testing the predictions of the RQT and SRTS, we specifically aimed at identifying (a) habitats in which parthenogenetic/sexual reproduction dominates, and (b) macro-ecological patterns along latitudinal and altitudinal gradients, as well as community characteristics, such as density and diversity, associated with the dominance of parthenogenetic/sexual reproduction. Based on the SRTS, making explicit predictions on environmental factors favoring sexual/parthenogenetic reproduction, we expected parthenogenetic reproduction to predominate in ecosystems where resources are in ample supply and in disturbed habitats in which populations are likely to be structured predominantly by density-independent factors.

2 | MATERIAL AND METHODS

We collected data from 25 studies that had investigated oribatid mite communities in different ecosystems and habitats (Table S1). We included only studies where all or most oribatid mites were identified to species level, where total density of oribatid mites was given, and from which we could retrieve data on altitude and latitude. In most cases, we contacted the first author of the study and asked for the original data. In few cases, we estimated density from other studies investigating similar habitats. We further included data from unpublished studies (Ricarda Lehmitz, unpubl. data; Mark Maraun, unpubl. data). The selected studies represent the range of environments in which oribatid mites occur and cover various biomes including temperate and tropical forests, meadows, fields, freshwater, salt marshes, and peat bogs, and microhabitats such as deadwood, mesovoid shallow substratum (a system of empty spaces within the stony debris covered by soil), and littoral algal mats.

The reproductive mode of individual species was either taken from literature (Cianciolo & Norton, 2006; Domes, Scheu, &

Maraun, 2007; Domes-Wehner, 2009; Fischer, Schatz, & Maraun, 2010; Grandjean, 1965; Norton et al., 1993; Palmer & Norton, 1991; Wehner, Scheu, & Maraun, 2014) or inferred from the reproductive mode of closely related species (see Table S1, for details).

To visualize patterns of community dissimilarity and identify factors correlating with species composition across different biomes and habitats, we used detrended correspondence analysis (DCA) as implemented in CANOCO 5 (Microcomputer Power, Ithaca, USA, 2012). Altitude, latitude, the percentage of parthenogenetic oribatid mite individuals, the percentage of parthenogenetic oribatid mite species, oribatid mite species number, and oribatid mite densities were included as passive/supplementary variables.

Further, we used linear regression to relate altitude, latitude, species richness, and total density of oribatid mites to the percentage of parthenogenetic individuals and parthenogenetic species. In these regression analyses, each community represented a single data point. To improve normality and homogeneity of variance, data were log-transformed. Residuals were tested for heteroscedasticity and normality. As the relationships analyzed, at least in part, might be due to phylogenetic relatedness of species, we controlled for phylogenetic relatedness in the analysis of the data. Unfortunately, however, a solid phylogeny of the very wide range of taxa included in this study does not exist precluding the use of standard phylogenetic comparative methods (Felsenstein, 1985; Martins & Hansen, 1997; Swenson, 2014). Confronted with this limitation, we used the taxonomic system of oribatid mites as surrogate of the phylogeny. We assume this to be justified as molecular phylogenies of oribatid mites in general match the established taxonomic system (Pachl et al., 2017; Schaefer et al., 2010). We assigned each species to genus, family, superfamily, and suborder, and assumed that species within the same genus were phylogenetically closer to each other than species of different genera, and assumed that this is also true for higher taxonomic ranks. We then assigned an arbitrary unitary distance to species within the same genus and accordingly created an ultrametric tree based on taxonomic distance. We converted the tree into a cophenetic distance matrix and calculated mean taxonomic distance between each pair of communities (equivalent to phylogenetic beta diversity). We then subjected the resulting community distance matrix to Principal Coordinate Analysis and extracted as many axes as needed to account for at least 2/3 of the variance in the distance matrix. The axes were used as proxies for phylogenetic correlation between the analyzed communities and were thus used to approximate a phylogenetic correction of the variables analyzed with regression. The analyses were implemented using the R packages *ape*, *phylobase*, *picante*, *phytools*, and *Geiger* (R Development Core Team 2018).

3 | RESULTS

Generally, the percentage of both parthenogenetic individuals and parthenogenetic species correlated significantly with the total density of oribatid mites ($F_{1,25} = 4.97, p < 0.045$ and $F_{1,25} = 4.47, p < 0.044$, respectively). On a logarithmic scale, a similar proportion of the variance

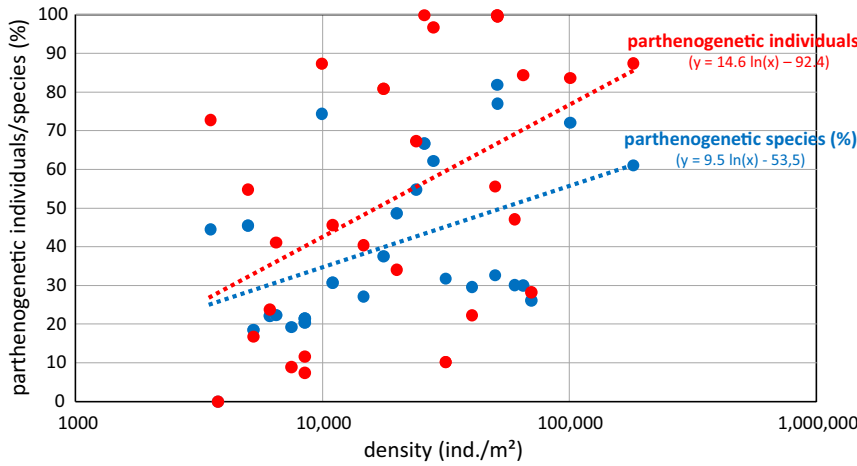


FIGURE 1 Relationship between oribatid mite density and the proportion of parthenogenetic individuals and species, respectively

in the number of individuals of parthenogenetic species ($r^2 = 0.22$) and the number of parthenogenetic species ($r^2 = 0.23$) was explained by density (Figure 1). Density was highest in peat bogs, acidic forests and in freshwater systems, and these were the ecosystems in which parthenogenetic species dominate (Table S1). The correlation between total density and frequency of parthenogenesis also held when corrected for phylogenetic relatedness as approximated by the first six

axes of PCoA of the taxonomic distance matrix (Figure S1 and Table S2). Of these six axes, only axis 2 significantly correlated with density and percentage of parthenogenetic species and individuals (Table S2). We thus regressed these three variables against PCoA axis 2 and used the residuals as phylogenetically corrected variables (Figure S1). As expected, the r^2 -values slightly decreased, but the slope of the regression lines remained statistically significant ($p < 0.01$).

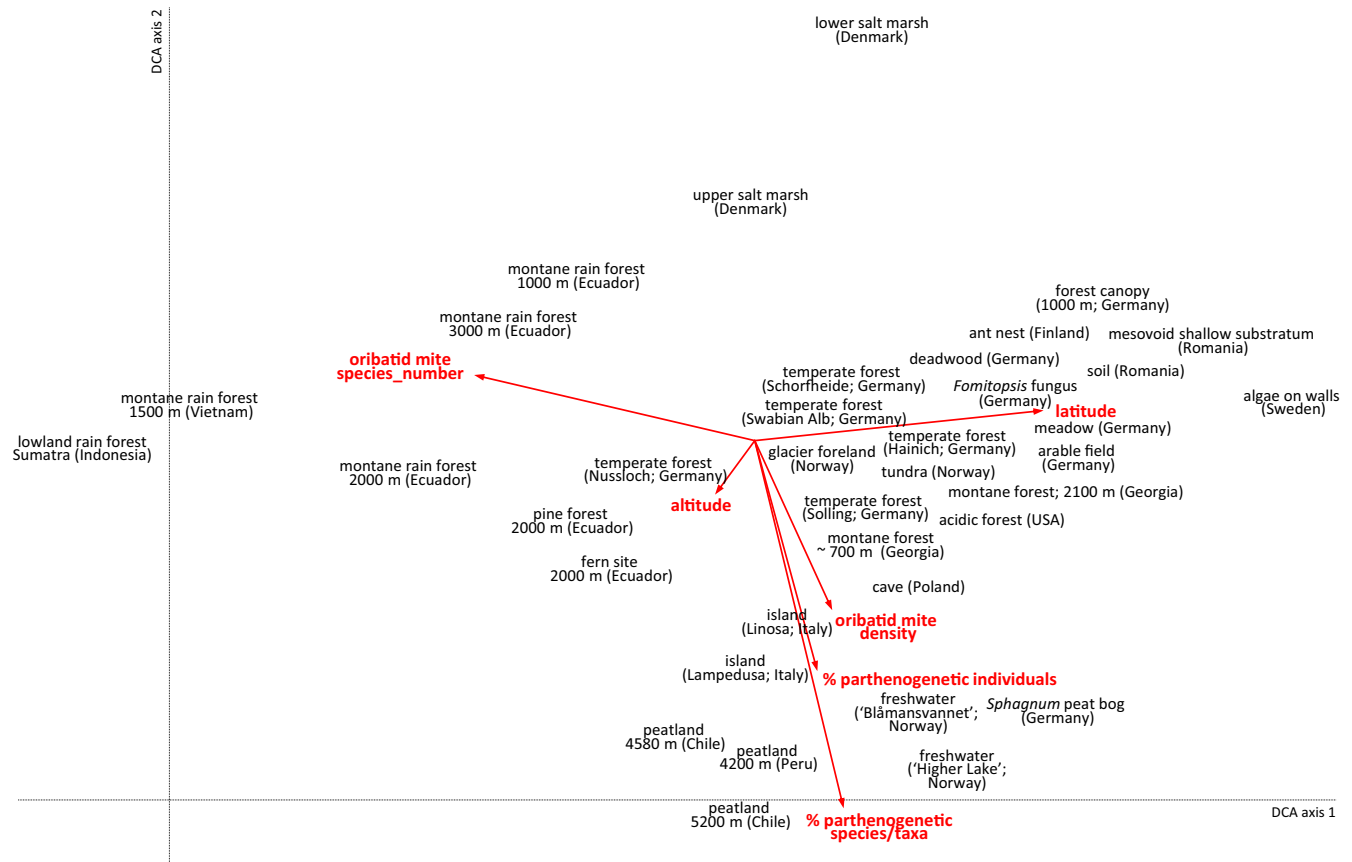


FIGURE 2 Detrended correspondence analysis (DCA) of oribatid mite species from 37 sites. Species number, altitude, latitude, density, percentage of parthenogenetic individuals, and percentage of parthenogenetic species were included as “passive/supplementary variables.” For clarity, oribatid mite species names were eliminated from the figure. For details of the habitats see Table S1. (Eigenvalues of axis 1 = 0.95 and axis 2 = 0.82, length of gradient 13.3; permutation test of first axis: $F = 1.6$; $p = 0.002$)

In contrast to density, the reproductive mode of oribatid mites did not significantly correlate with species richness (total number of species present) ($r^2 = 0.09$, $F_{1,25} = 2.68$, $p = 0.114$ and $r^2 = 0.10$, $F_{1,25} = 2.98$, $p = 0.096$ for the number of individuals of parthenogenetic species and the number of parthenogenetic species, respectively). Communities in tropical lowland as well as montane ecosystems (Indonesia, Ecuador 1,000 m, Vietnam 1,500 m) were among the richest in number of species and were dominated by sexual species (Table S1). However, salt marshes in Europe with only few species also were predominantly colonized by sexual species.

Reproductive mode was not significantly correlated with latitude ($r^2 = 0.08$, $F_{1,25} = 2.20$, $p = 0.15$; $r^2 = 0.05$ and $F_{1,25} = 1.22$, $p = 0.27$ for the number of individuals of parthenogenetic species and the number of parthenogenetic species, respectively). At high latitudes, there were habitats with both high (peat bogs, freshwater) and low frequency of parthenogenetic species (dead wood, fungal sporocarps, canopy of trees; Table S1).

Reproductive mode also did not correlate significantly with altitude ($r^2 = 0.004$, $F_{1,25} = 0.12$, $p = 0.72$; $r^2 < 0.001$ and $F_{1,25} = 0.014$, $p = 0.91$ for the number of individuals of parthenogenetic species and the number of parthenogenetic species, respectively). At low and very high altitude (> 4,000 m) parthenogenetic species predominate, whereas at intermediate altitude (~3,000 m) there were many sexual taxa (Table S1) indicating a hump-shaped relationship. However, this pattern was not consistent because parthenogenetic species dominate in temperate and boreal lowland regions, whereas at low altitudes in the tropics sexual species predominate.

In the following, ecosystems and habitats are discussed and grouped according to the general pattern of reproductive mode of the oribatid mite communities (Figure 2). Ecosystems and habitats dominated by parthenogenetic species (50%–100% of all species) are discussed first, then the ones with intermediate numbers (25%–50%) and with few parthenogenetic species (<25%).

3.1 | Ecosystems and habitats dominated by parthenogenetic species

Both the number of parthenogenetic oribatid mite species as well as the number of individuals of parthenogenetic species dominated in freshwater systems, peat bogs, acidic forests and in glacier foreland (Table S1). In freshwater systems, the Brachyphylina genera *Hydrozetes* and *Limnozetes* dominated. All known species of *Limnozetes* are parthenogenetic while *Hydrozetes* includes both parthenogenetic and sexual species. Other common species in these habitats (e.g., *Tyrphonostrus maior*, *Trhypochthoniellus longisetosus*, *Platynostrus peltifer*) belong to large parthenogenetic taxa within Nothrina (formerly Desmonomata). Parthenogenetic species also dominate in peat bogs and acidic forests (temperate and boreal); members of Nothrina, Enarthronota, Suctobelbidae, *Oppiella nova*, and *Tectocephus* spp. are the main taxa. In young postglacier foreland (about 40 years after retreat of glacier), oribatid mites are also dominated by parthenogenetic species such as *Tectocephus velatus*, *Oppiella nova* and Suctobelbidae, Enarthronota and Nothrina.

Total oribatid mite density in all these ecosystems was high, typically > 50,000 ind./m².

3.2 | Ecosystems and habitats with intermediate numbers of parthenogenetic species

Systems with similar numbers of parthenogenetic and sexual taxa (and individuals) included moss-grass tundra, temperate base-rich forests, meadows, fields, tropical mountain rain forests, salt marshes, and algal mats (Table S1). In moss-grass tundra (but not in lichen-dominated tundra), parthenogenetic species of the taxa Enarthronota, Nothrina, and *Tectocephus* make up about 40% of all species. In base-rich temperate forests (with high macrofauna activity), in temperate grasslands, meadows and at agricultural sites, the proportion of parthenogenetic species is intermediate. Overall, compared to acidic forests, peat bogs, and tundra, the proportion of the early- (Enarthronota) and middle-derivative (Nothrina) oribatid mites is much lower, and many species in these systems are from the derived Brachyphylina. Parthenogenetic species predominantly comprise the Brachyphylina taxa Oppiidae and Suctobelbidae. In tropical rain forests (e.g., lowland Indonesia, Ecuador 1,000 m, Vietnam 1,500 m), about 40% of all species are from parthenogenetic species including the generalistic *O. nova* and Suctobelbidae, but also other Brachyphylina species, for example, species of the genera *Rostrozetes*, *Protoribates*, *Berlesezetes*, and *Licnozetes*.

3.3 | Ecosystems and habitats with low numbers of parthenogenetic species

Both the number of sexual oribatid mite species as well as the number of individuals of sexual species dominated in deadwood, fungal sporocarps, tree canopies, tropical forests, temperate montane rain forests, subterranean sites (caves, mesovoid shallow substratum, deep soil), and on islands (Table S1). Oribatid mite species colonizing lichens, mosses, fungi (which often colonize substrates such as dead wood), and other living resources are predominantly sexual. Sexual species/taxa such as *Phauloppia* spp., *Jugatala* spp., *Mycobates* spp., *Carabodes labyrinthicus*, *C. willmanni*, *Cyberemaes cymba*, and *Micreremus brevipes* dominated in lichens (as indicated by stable isotopes or observational studies). Oribatid mites in sporocarps of fungi also are mainly sexual species from the genera *Carabodes*, *Siculobata*, *Caleremaes*, *Autogneta* and from the family Neoliodidae. Similarly, oribatid mites associated with mosses include mainly sexual species of the genera *Minunthozetes*, *Melanozetes*, *Edwardzetes*, *Maudheimia*, and *Ameronothrus*. Sexual oribatid mites predominate on the bark of trees, mainly comprising species feeding on lichens, algae, mosses, and fungi.

Generally, the fraction of individuals of sexual oribatid mite species (as percentages of total) in caves is high. Typical cave dwellers, for example, *Gemmazetes*, *Hypogeoppia* are all sexual. Similarly, in mesovoid shallow substratum sexual species (95%) and individuals (99%) dominate. Species occurring frequently in mesovoid shallow substratum were *Ceratoppia bipilis*, *Oribatella longispina*, *Chamobates*

birulai, and *Pilogalumna tenuiclava* (Nae & Bancila, 2017). Oribatid mite densities in all of the above-mentioned habitats are low.

4 | DISCUSSION

The proportion of parthenogenetic species and individuals correlated positively with oribatid mite density being high in peat bogs at high and low altitude, in freshwater systems and in acidic forests (Huhta et al., 1986; Maraun & Scheu, 2000; Murvanidze & Kvavadze, 2009; Murvanidze, Mumladze, Arabuli, & Kvavadze, 2011). Other factors such as latitude, altitude, or species number did not correlate with the frequency of parthenogenetic species or individuals in oribatid mite communities. This supports the view that parthenogenetic species flourish in habitats where resources are plentiful and/or easily accessible supporting large populations, and this is consistent with predictions of the SRTS. Generally, the observed patterns suggest that the mode of reproduction is related to bottom-up rather than top-down regulation of populations, which argues against the RQT but supports the SRTS (Maraun, Norton, Ehnes, Scheu, & Erdmann, 2012; Scheu & Drossel, 2007).

Species numbers of oribatid mites correlated poorly with the reproductive mode of oribatid mites and this is consistent with earlier findings. Both species-rich (e.g., tropical lowland sites in Indonesia) and species-poor communities (e.g., salt marsh habitats; Winter, Haynert, Scheu, & Maraun, 2018) may be dominated by sexual species. Similarly, both species-poor (e.g., high Andean region) and species-rich communities (e.g., acidic forests) may be dominated by parthenogenetic species. The fact that species-rich communities, where biotic interactions are likely to be more frequent and more pronounced than in species-poor communities, at least in part are dominated by parthenogenetic species argues against the RQT.

Altitude did not correlate with reproductive mode in oribatid mites. This was due to the fact that low-altitude forests in the tropics harbor few parthenogenetic species whereas acidic temperate forests harbor many (Table S1). Furthermore, the percentage of sexual species (as well as individuals) decreases with increasing altitude up to about 3,000 m in tropical as well as temperate regions (Fischer, Meyer, & Maraun, 2014; Maraun et al., 2013), but in the Andes at 4,000–5000 m it is lower than at 3,000 m (Covarrubias, 2009; Hense, 2016; Maraun et al., 2013). The dominance of parthenogenetic species at very high altitudes in the Andean mountains probably is due to the fact that peatland vegetation dominates at these sites which are colonized by oribatid mite communities similar to those of peat bogs from lowland sites at high latitudes (Lehmitz & Maraun, 2016; Mumladze, Murvanidze, & Behan-Pelletier, 2013; Seniczak, Seniczak, Maraun, Graczyk, & Mistrzak, 2016). The reduced frequency of sexual species at very high altitude conforms to predictions of both the RQT as well as the SRTS since they suggest that harsh environmental conditions foster parthenogenesis by reducing parasite–host interactions and by reducing density-dependent population regulation, respectively. From the perspective of the RQT, the increase in the dominance of sexual species up to

3,000 m argues for increased parasite–host/ predator–prey interactions up to this altitude which is unlikely, in particular considering that above 3,000 m the pattern is reversed. From the perspective of the SRTS, it argues for increased resource limitation and/or more simplified habitat structure at higher altitude which appears to be more plausible. In fact, the density of oribatid mites declines in both temperate and tropical regions up to about 3,000 m indicating increased resource shortage (Fischer et al., 2014; Maraun et al., 2013; Marian, Sandmann, Krashevskaya, Maraun, & Scheu, 2018).

Latitude also did not correlate with the proportion of parthenogenetic individuals or species. This was due to the fact that there are sites at low latitude with few (high Andes) and many sexual species (lowland tropical sites), and also sites at high latitude with few (peatland) or many (dead wood, forest canopy) sexual species. Presumably, this is due to the fact that abiotic conditions at low latitudes (e.g., peat bogs in Germany and Poland) and high altitudes (e.g., high Andes) resemble each other, arguing that habitat-specific factors, such as those, for example, in peatlands, rather than latitude drives the reproductive mode of oribatid mites. From the perspective of the RQT and SRTS, the lack of correlation between latitude and reproductive mode in oribatid mites suggests that neither parasite–host/ predator–prey interactions nor resource shortage/ habitat heterogeneity changes in a uniform way with latitude.

Ecosystems dominated by parthenogenetic species and individuals of oribatid mites included freshwater, peat bogs, acidic forests, and glacier foreland. In these ecosystems, oribatid mite densities typically are high. As discussed above, these findings generally support the SRTS. Overall, the fact that ecosystems where food resources (i.e., dead organic material) accumulate (peat bogs, acidic forests) or are made freshly available (glacier foreland) or are generally plentiful (periphyton in freshwater) are dominated by parthenogenetic individuals/species supports the STRS.

Ecosystems with intermediate numbers of parthenogenetic individuals/species (e.g., moss-grass tundra, temperate base-rich forests meadows, fields, tropical mountain rain forests, algal mats) are more difficult to interpret in respect to predictions of the RQT and SRTS. However, in some of the systems (e.g., tundra, algal mats) abiotic conditions are harsh and therefore populations are likely structured by density-independent factors (e.g., freezing) which supports the view that parthenogenetic individuals/species flourish if resources are not fully exploited due to high death rates (Scheu & Drossel, 2007).

Oribatid mite communities are dominated by sexual species in deadwood, fungi, deep soil, canopy, islands, tropical forests, temperate mountain forests, caves, mesovoid shallow substratum, and in deep soil. In a number of these habitats, oribatid mite species predominate which feed on living food resources such as mosses, fungi, lichens, and algae (Caruso, Noto La Diega, & Bernini, 2005), and this presumably also is true for those living on deadwood or in the canopy of trees (Wehner, Heethoff, & Brückner, 2018). In fact, stable isotope (^{15}N , ^{13}C) studies suggest that oribatid mites on the bark of trees as well as in fungal sporocarps feed on lichens, mosses, algae, and fungi (Bluhm, Scheu, & Maraun, 2015; Fischer et al., 2010;

Maraun, Augustin, Müller, Bässler, & Scheu, 2014), and these species typically reproduce sexually. As feeding on living food resources may be associated with increased bottom-up population regulation, for example, due to defense mechanisms of the consumed species, the predominance of sexual reproduction is consistent with assumptions of the SRTS, whereas feeding on living resources is unlikely to be related to stronger top-down processes and therefore unlikely to support the RQT.

Most species and individuals of oribatid mites in caves are sexual (Ducarme, Wauthy, André, & Lebrun, 2004; Ivan & Vasiliu, 2010); however, close to the cave entrance or in flooded caves there are more parthenogenetic species (Maslak & Barczyk, 2011). Bruckner (1995) found many Damaeidae and Oppiidae (overall 49 species) in caves, most of which reproduce sexually. The few collected parthenogenetic species, for example, *Platynothrus peltifer*, usually occur close to the entrance of the caves. Ducarme et al. (2004) found 33 species of oribatid mites in caves in Belgium, with mostly sexual Oppiidae dominating. Murvanidze (2014) collected 67 oribatid mite species in Georgian caves of which only four were parthenogenetic. Densities of oribatid mites in caves and in mesovoid shallow substratum are generally low (Ducarme et al., 2004; Ioana Nae, unpubl. data). The same applies to deep soil where densities are low and sexuals dominate (Ducarme et al., 2004). Again, these patterns argue for resource-based processes rather than parasite–host/ predator–prey processes favoring sexual reproduction as low density suggests low resource supply, and the limited access of prey species in caves and deep in soil suggests top-down control to be of limited importance.

5 | CONCLUSIONS

In sum, (a) parthenogenetic oribatid mites dominate in habitats where densities are high, that is, where resources are plentiful and/or are easy to access, such as peat bogs and acidic forests. These habitats are characterized by the accumulation of organic matter and may resemble conditions in the Carboniferous when resources for decomposers were plentiful, coinciding with the main radiation of the predominantly parthenogenetic Nothrina (Schaefer et al., 2010). Supporting the dominant role of resources in controlling the reproductive mode of oribatid mites, other habitats rich in resources, such as glacier foreland, with plenty of unused resources, and freshwater habitats, rich in periphyton easily available for oribatid mites, also are characterized by many parthenogenetic species and individuals. (b) The number of individuals of parthenogenetic and sexual species is in a similar range in tundra, tropical lowland, and base-rich temperate forests as well as in grassland and agricultural sites, where resources are less abundant and where population dynamics are likely to be driven by harsh abiotic conditions or human disturbance. (c) Sexual taxa dominate in systems where resources of oribatid mites are of low quality such as tropical montane rain forests, and where resource accessibility is limited by, for example, flooding (salt marsh) and drying (ephemeral freshwater ponds), as well as in systems where oribatid mites feed on living resources (lichens, fungi, mosses) that may

defend themselves or where resources are generally limited (caves, deep soil). All these cases are consistent with the assumption of the SRTS that sexual reproduction is favored if food resources are in limited supply. Notably, the predominance of sexual reproduction in habitats where oribatid mite densities are low is surprising from the perspective of mating/sperm transfer as this is more difficult at low density and therefore should favor parthenogenetic reproduction, but argues that even when rare sexual species are not sperm limited.

ACKNOWLEDGMENTS

We thank Roy A. Norton for comments on an earlier version of the paper.

CONFLICT OF INTEREST

None declared.

AUTHOR CONTRIBUTIONS

All authors contributed to the conception of the study, the acquisition of data, and the data analysis; they all drafted and revised the article critically and approved the final version to be published.

DATA AVAILABILITY

Data are available from the Dryad Digital Repository (<https://doi.org/10.5061/dryad.gr6qb4h>).

ORCID

Mark Maraun  <https://orcid.org/0000-0002-2736-8548>

Tancredi Caruso  <https://orcid.org/0000-0002-3607-9609>

Jonathan Hense  <https://orcid.org/0000-0001-9685-2678>

REFERENCES

- Arneberg, P., Skorping, A., Grenfell, B., & Read, A. F. (1998). Host densities as determinants of abundance in parasite communities. *Proceedings of the Royal Society of London B: Biological Sciences*, 265(1403), 1283–1289.
- Becks, L., & Agrawal, A. F. (2011). The effect of sex on the mean and variance of fitness in facultatively sexual rotifers. *Journal of Evolutionary Biology*, 24, 656–664. <https://doi.org/10.1111/j.1420-9101.2010.02199.x>
- Bell, G. (1982). *The masterpiece of nature: The evolution and genetics of sexuality*. Berkeley, CA: University of California Press.
- Bluhm, C., Scheu, S., & Maraun, M. (2015). Oribatid mite communities on the bark of dead wood vary with log type, surrounding forest and regional factors. *Applied Soil Ecology*, 89, 102–112. <https://doi.org/10.1016/j.apsoil.2015.01.013>
- Bruckner, A. (1995). Cave-dwelling oribatid mites (Acarina, Cryptostigmata) from East Austria. *Verhandlungen Der Zoologisch-Botanischen Gesellschaft in Österreich*, 132, 81–107.
- Caruso, T., Noto La Diega, R., & Bernini, F. (2005). The effects of spatial scale on the assessment of soil fauna diversity: Data from the

- oribatid mite community of the Pelagian Islands (Sicilian Channel, southern Mediterranean). *Acta Oecologica*, 28, 23–31. <https://doi.org/10.1016/j.actao.2005.01.006>
- Cianciolo, J. M., & Norton, R. A. (2006). The ecological distribution of reproductive mode in oribatid mites, as related to biological complexity. *Experimental and Applied Acarology*, 40, 1–25. <https://doi.org/10.1007/s10493-006-9016-3>
- Covarrubias, R. (2009). Microartrópodos de la estepa altoandina altiplánica, con detalle de especies de oribátidos (Oribatida: Acarina). *Neotropical Entomology*, 38, 482–490. <https://doi.org/10.1590/S1519-566X2009000400007>
- Domes, K., Scheu, S., & Maraun, M. (2007). Resources and sex: Soil re-colonization by sexual and parthenogenetic oribatid mites. *Pedobiologia*, 51, 1–11. <https://doi.org/10.1016/j.pedobi.2006.11.001>
- Domes-Wehner, K. (2009). *Parthenogenesis and Sexuality in Oribatid Mites. Phylogeny, Mitochondrial Genome Structure and Resource Dependence*. PhD Thesis, University of Technology Darmstadt.
- Ducarme, X., Wauthy, G., André, H. M., & Lebrun, P. (2004). Survey of mites in caves and deep soil and evolution of mites in these habitats. *Canadian Journal of Zoology*, 82, 841–850. <https://doi.org/10.1139/z04-053>
- Felsenstein, J. (1985). Phylogenies and the comparative method. *The American Naturalist*, 125, 1–15. <https://doi.org/10.1086/284325>
- Fischer, B. M., Meyer, E., & Maraun, M. (2014). Positive correlation of trophic level and proportion of sexual taxa of oribatid mites (Acari: Oribatida) in alpine soil systems. *Experimental and Applied Acarology*, 63, 465–479. <https://doi.org/10.1007/s10493-014-9801-3>
- Fischer, B. M., Schatz, H., & Maraun, M. (2010). Community structure, trophic position and reproductive mode of soil and bark-living oribatid mites in an alpine grassland ecosystem. *Experimental and Applied Acarology*, 52, 221–237. <https://doi.org/10.1007/s10493-010-9366-8>
- Ghiselin, M. T. (1974). *The Economy of Nature and the Evolution of Sex*. Berkeley, CA: University of California Press.
- Gibson, A. K., & Fuentes, J. A. (2015). A phylogenetic test of the Red Queen hypothesis: Outcrossing and parasitism in the nematode phylum. *Evolution*, 69, 530–540. <https://doi.org/10.1111/evo.12565>
- Grandjean, F. (1965). Complément a mon travail de 1953 sur la classification des oribates. *Acarologia*, 7, 713–734.
- Haafke, J., Chakra, M. A., & Becks, L. (2016). Eco-evolutionary feedback promotes Red Queen dynamics and selects for sex in predator populations. *Evolution*, 70, 641–652. <https://doi.org/10.1111/evo.12885>
- Hamilton, W. D. (1980). Sex versus non-sex versus parasite. *Oikos*, 35, 282–290. <https://doi.org/10.2307/3544435>
- Heethoff, M., Norton, R. A., Scheu, S., Maraun, M., et al. (2009). Parthenogenesis in oribatid mites (Acari, Oribatida). Evolution without sex. In I. Schön (Ed.), *Lost sex. The evolutionary biology of parthenogenesis* (pp. 241–257). Berlin: Springer.
- Hense, J. B. (2016). *Oribatid mite (Acari: Oribatida) and Chironomid (Diptera: Chironomidae) communities from a high-Andean cushion peatland in Peru (14°S) and their use for palaeoenvironmental reconstruction during the Nasca cultural period*. PhD Thesis, University of Cologne.
- Huhta, V., Hyvönen, R., Kaasalainen, P., Koskeniemi, A., Muona, J., Mäkelä, I., ... Vilkkamaa, P. (1986). Soil fauna of Finnish coniferous forests. *Annales Zoologici Fennici*, 23, 345–360.
- Ivan, O., & Vasiliu, N. A. (2010). Fauna of oribatid mites (Acari, Oribatida) from the Movile Cave area (Dobrogea, Romania). *Travaux De L'institut De Spéologie*, 49, 29–40.
- Jaenike, J. (1978). A hypothesis to account for the maintenance of sex within populations. *Evolutionary Theory*, 3, 191–194.
- Jokela, J., Dybdahl, M. F., & Lively, C. M. (2009). The maintenance of sex, clonal dynamics, and host-parasite coevolution in a mixed population of sexual and asexual snails. *The American Naturalist*, 174, S43–S53. <https://doi.org/10.1086/599080>
- King, K. C., Delph, L. F., Jokela, J., & Lively, C. M. (2009). The geographic mosaic of sex and the Red Queen. *Current Biology*, 19, 1438–1441. <https://doi.org/10.1016/j.cub.2009.06.062>
- Kotusz, J., Popiołek, M., Drozd, P., de Gelas, K., Šlechtová, V., & Janko, K. (2014). Role of parasite load and differential habitat preferences in maintaining the coexistence of sexual and asexual competitors in fish of the *Cobitis taenia* hybrid complex. *Biological Journal of the Linnean Society*, 113, 220–235.
- Ladle, R. J. (1992). Parasites and sex: Catching the red queen. *Trends in Ecology and Evolution*, 7, 405–408. [https://doi.org/10.1016/0169-5347\(92\)90021-3](https://doi.org/10.1016/0169-5347(92)90021-3)
- Lehmitz, R., & Maraun, M. (2016). Small-scale spatial heterogeneity of stable isotopes signatures ($\delta^{15}\text{N}$, $\delta^{13}\text{C}$) in Sphagnum sp. transfers to all trophic levels in oribatid mites. *Soil Biology and Biochemistry*, 100, 242–251. <https://doi.org/10.1016/j.soilbio.2016.06.005>
- Lehtonen, J., Jennions, M. D., & Kokko, H. (2012). The many costs of sex. *Trends in Ecology and Evolution*, 27, 172–178. <https://doi.org/10.1016/j.tree.2011.09.016>
- Lively, C. M. (2010). A review of Red Queen models for the persistence of obligate sexual reproduction. *Journal of Heredity*, 101, S13–S20. <https://doi.org/10.1093/jhered/esq010>
- Maraun, M., Augustin, D., Müller, J., Bässler, C., & Scheu, S. (2014). Changes in the community composition and trophic structure of microarthropods in sporocarps of the wood decaying fungus *Fomitopsis pinicola* along an altitudinal gradient. *Applied Soil Ecology*, 84, 16–23. <https://doi.org/10.1016/j.apsoil.2014.06.004>
- Maraun, M., Fronczek, S., Marian, F., Sandmann, D., & Scheu, S. (2013). More sex at higher altitudes: Changes in the frequency of parthenogenesis in oribatid mites in tropical montane rain forests. *Pedobiologia*, 56, 185–190. <https://doi.org/10.1016/j.pedobi.2013.07.001>
- Maraun, M., Norton, R. A., Ehnes, R., Scheu, S., & Erdmann, G. (2012). Positive correlation of density and parthenogenetic reproduction in oribatid mites supports the "Structured Resource Theory of Sexual Reproduction". *Evolutionary Ecology Research*, 14, 311–323.
- Maraun, M., & Scheu, S. (2000). The structure of oribatid mite communities (Acari, Oribatida): Patterns, mechanisms and implications for future research. *Ecography*, 23, 374–383. <https://doi.org/10.1111/j.1600-0587.2000.tb00294.x>
- Marian, F., Sandmann, D., Krashevskaya, V., Maraun, M., & Scheu, S. (2018). Altitude and decomposition stage rather than litter origin structure soil microarthropod communities in tropical montane rainforests. *Soil Biology and Biochemistry*, 125, 263–274. <https://doi.org/10.1016/j.soilbio.2018.07.017>
- Martins, E. P., & Hansen, T. F. (1997). Phylogenies and the comparative method: A general approach to incorporating phylogenetic information into the analysis of interspecific data. *The American Naturalist*, 149, 646–667. <https://doi.org/10.1086/286013>
- Maslak, M., & Barczyk, G. (2011). Oribatid mites (Acari, Oribatida) in selected caves of the Krakow-Wielun Upland (southern Poland). *Biological Letters*, 48, 107–116.
- Maynard Smith, J. (1978). *The Evolution of Sex*. Cambridge, UK: Cambridge University Press.
- Meirmans, S., Meirmans, P. G., & Kirkendall, L. R. (2012). The costs of sex: Facing real-world complexities. *The Quarterly Review of Biology*, 87, 19–40. <https://doi.org/10.1086/663945>
- Mirzaghaderi, G., & Hörandl, E. (2016). The evolution of meiotic sex and its alternatives. *Proceedings of the Royal Society B: Biological Sciences*, 283(1838), 20161221. <https://doi.org/10.1098/rspb.2016.1221>
- Mumladze, L., Murvanidze, M., & Behan-Pelletier, V. M. (2013). Compositional patterns in Holarctic peat bog inhabiting oribatid mite (Acari: Oribatida) communities. *Pedobiologia*, 56, 41–48. <https://doi.org/10.1016/j.pedobi.2012.10.001>
- Murvanidze, M. (2014). Oribatid mites of Georgian (Caucasus) caves including the description of a new species of *Ghilarovus* Krivolutsky, 1966. *International Journal of Acarology*, 40, 463–472.

- Murvanidze, M., & Kvavadze, E. (2009). An inventory of oribatid mites, the main decomposers in bogs of Colchic Lowland (Caucasus, Georgia). In W. W. Sabelis, & J. Bruin (Eds.), *Trends in Acarology*, (pp. 175–178). Dordrecht, the Netherlands: Springer.
- Murvanidze, M., Mumladze, L., Arabuli, T., & Kvavadze, E. (2011). Landscape distribution of oribatid mites (Acari, Oribatida) in Kolkheti National Park (Georgia, Caucasus). *Zoosymposia*, 6, 221–233.
- Nae, I., & Băncilă, I. R. (2017). Mesovoid shallow substratum as a biodiversity hotspot for conservation priorities: Analysis of oribatid mite (Acari: Oribatida) fauna. *Acarologia*, 57, 855–868.
- Neiman, M., Lively, C. M., & Meirmans, S. (2017). Why sex? A pluralist approach revisited. *Trends in Ecology and Evolution*, 32, 589–600. <https://doi.org/10.1016/j.tree.2017.05.004>
- Norton, R. A., & Behan-Pelletier, V. M. (2009). Suborder Oribatida. In G. W. Krantz, & D. E. Walter (Eds.), *A Manual of Acarology*. Texas: Texas Tech University Press.
- Norton, R. A., Kethley, J. B., Johnston, D. E., & O'Connor, B. M. (1993). Phylogenetic perspectives on genetic systems and reproductive modes of mites. In D. L. Wrensch, & M. A. Ebbert (Eds.), *Evolution and Diversity of Sex Ratios*. New York, NY: Chapman and Hall.
- Norton, R. A., & Palmer, S. (1991). The distribution, mechanisms and evolutionary significance of parthenogenesis in oribatid mites. In R. Schuster, & P. W. Murphy (Eds.), *The Acari: Reproduction, development and life-history strategies*. London, UK: Chapman and Hall.
- Pachl, P., Lindl, A. C., Krause, A., Scheu, S., Schaefer, I., & Maraun, M. (2017). The tropics as ancient cradle of oribatid mite diversity. *Acarologia*, 57, 309–322.
- R Development Core Team (2018). *R: A language and environment for statistical computing*. Vienna, Austria: R Foundation for Statistical Computing. <http://www.R-project.org/>
- Schaefer, I., Norton, R. A., Scheu, S., & Maraun, M. (2010). Precambrian mites colonized land and formed parthenogenetic clusters. *Molecular Phylogenetics and Evolution*, 57, 113–121.
- Scheu, S., & Drossel, B. (2007). Sexual reproduction prevails in a world of structured resources in short supply. *Proceedings of the Royal Society B. Biological Sciences*, 274, 1225–1231.
- Seniczak, A., Seniczak, S., Maraun, M., Graczyk, R., & Mistrzak, M. (2016). Oribatid mite species numbers increase, densities decline and parthenogenetic species suffer during bog degradation. *Experimental and Applied Acarology*, 68, 409–428. <https://doi.org/10.1007/s10493-016-0015-8>
- Song, Y., Drossel, B., & Scheu, S. (2011). Tangled bank dismissed too early. *Oikos*, 120, 1601–1607. <https://doi.org/10.1111/j.1600-0706.2011.19698.x>
- Swenson, N. G. (2014). *Functional and phylogenetic ecology in R*. Heidelberg: Springer.
- Wehner, K., Heethoff, M., & Brückner, A. (2018). Sex ratios of oribatid mite assemblages differ among microhabitats. *Soil Organisms*, 90, 13–21.
- Wehner, K., Scheu, S., & Maraun, M. (2014). Resource availability as driving factor of the reproductive mode in soil microarthropods (Acari, Oribatida). *PLoS ONE*, 9, e104243. <https://doi.org/10.1371/journal.pone.0104243>
- West, S. A., Lively, C. M., & Read, A. F. (1999). A pluralist approach to sex and recombination. *Journal of Evolutionary Biology*, 12, 1003–1012. <https://doi.org/10.1046/j.1420-9101.1999.00119.x>
- Winter, M., Haynert, K., Scheu, S., & Maraun, M. (2018). Seasonal dynamics and changing sea level as determinants of the community and trophic structure of oribatid mites in the salt marsh of the Wadden Sea. *PLoS ONE*, 13(11), e0207141.

SUPPORTING INFORMATION

Additional supporting information may be found online in the Supporting Information section at the end of the article.

How to cite this article: Maraun M, Caruso T, Hense J, et al. Parthenogenetic vs. sexual reproduction in oribatid mite communities. *Ecol Evol*. 2019;00:1–9. <https://doi.org/10.1002/ece3.5303>