



**QUEEN'S  
UNIVERSITY  
BELFAST**

## Detection of CN gas in Interstellar Object 2I/Borisov

Fitzsimmons, A., Hainaut, O., Meech, K. J., Jehin, E., Moulane, Y., Opatom, C., Yang, B., Keane, J. V., Kleyna, J. T., Micheli, M., & Snodgrass, C. (2019). Detection of CN gas in Interstellar Object 2I/Borisov. *Astrophysical Journal Letters*, 855(1), Article L9. <https://doi.org/10.3847/2041-8213/ab49fc>

**Published in:**  
Astrophysical Journal Letters

**Document Version:**  
Peer reviewed version

**Queen's University Belfast - Research Portal:**  
[Link to publication record in Queen's University Belfast Research Portal](#)

**Publisher rights**  
Copyright 2019 IOP. This work is made available online in accordance with the publisher's policies. Please refer to any applicable terms of use of the publisher.

**General rights**  
Copyright for the publications made accessible via the Queen's University Belfast Research Portal is retained by the author(s) and / or other copyright owners and it is a condition of accessing these publications that users recognise and abide by the legal requirements associated with these rights.

**Take down policy**  
The Research Portal is Queen's institutional repository that provides access to Queen's research output. Every effort has been made to ensure that content in the Research Portal does not infringe any person's rights, or applicable UK laws. If you discover content in the Research Portal that you believe breaches copyright or violates any law, please contact [openaccess@qub.ac.uk](mailto:openaccess@qub.ac.uk).

**Open Access**  
This research has been made openly available by Queen's academics and its Open Research team. We would love to hear how access to this research benefits you. – Share your feedback with us: <http://go.qub.ac.uk/oa-feedback>

## Detection of CN gas in Interstellar Object 2I/Borisov

ALAN FITZSIMMONS,<sup>1</sup> OLIVIER HAINAUT,<sup>2</sup> KAREN J. MEECH,<sup>3</sup> EMMANUEL JEHIN,<sup>4</sup> YOUSSEF MOULANE,<sup>5,6,7</sup>  
CYRIELLE OPITOM,<sup>5</sup> BIN YANG,<sup>5</sup> JACQUELINE V. KEANE,<sup>3</sup> JAN T. KLEYNA,<sup>3</sup> MARCO MICHELI,<sup>8,9</sup> AND COLIN SNODGRASS<sup>10</sup>

<sup>1</sup>*Astrophysics Research Centre  
Queen's University Belfast  
Belfast BT7 1NN, UK*

<sup>2</sup>*European Southern Observatory  
Karl-Schwarzschild-Strasse 2  
D-85748 Garching bei München, Germany*

<sup>3</sup>*Institute for Astronomy  
2680 Woodlawn Drive  
Honolulu, HI 96822 USA*

<sup>4</sup>*STAR Institute  
Université de Liège  
Allée du 6 août, 19C  
4000 Liege, Belgium*

<sup>5</sup>*European Southern Observatory  
Alonso de Cordova 3107  
Vitacura, Santiago, Chile*

<sup>6</sup>*STAR Institute  
Université de Liege  
Allée du 6 août, 19C  
4000 Liege, Belgium*

<sup>7</sup>*Oukaimeden Observatory  
Cadi Ayyad University, Morocco*

<sup>8</sup>*ESA NEO Coordination Centre  
Largo Galileo Galilei, 1  
00044 Frascati (RM), Italy*

<sup>9</sup>*INAF - Osservatorio Astronomico di Roma  
Via Frascati, 33  
00040 Monte Porzio Catone (RM), Italy*

<sup>10</sup>*Institute for Astronomy,  
University of Edinburgh,  
Royal Observatory,  
Edinburgh EH9 3HJ, UK*

(Received September 26, 2019; Revised September 30, 2019; Accepted October 1, 2019)

Submitted to ApJ Letters

### ABSTRACT

The detection of Interstellar Objects passing through the Solar System offers the promise of constraining the physical and chemical processes involved in planetary formation in other extrasolar systems. While the effect of outgassing by 1I/2017 U1 ('Oumuamua) was dynamically observed, no direct detection of the ejected material was made. The discovery of the active interstellar comet 2I/Borisov means spectroscopic investigations of the sublimated ices is possible for this object. We report the first detection of gas emitted by an interstellar comet via the near-UV emission of CN from 2I/Borisov

at a heliocentric distance of  $r = 2.7$  au on 2019 September 20. The production rate was found to be  $Q(\text{CN}) = (3.7 \pm 0.4) \times 10^{24} \text{ s}^{-1}$ , using a simple Haser model with an outflow velocity of  $0.5 \text{ km s}^{-1}$ . No other emission was detected, with an upper limit to the production rate of  $\text{C}_2$  of  $4 \times 10^{24} \text{ s}^{-1}$ . The spectral reflectance slope of the dust coma over  $3900 \text{ \AA} < \lambda < 6000 \text{ \AA}$  is steeper than at longer wavelengths, as found for other comets. Broad band  $R_c$  photometry on 2019 September 19 gave a dust production rate of  $Af\rho = 143 \pm 10 \text{ cm}$ . Modelling of the observed gas and dust production rates constrains the nuclear radius to  $0.7 - 3.3 \text{ km}$  assuming reasonable nuclear properties. Overall, we find the gas, dust and nuclear properties for the first active Interstellar Object are similar to normal Solar System comets.

*Keywords:* comets: individual (C/2019 Q4) — comets: general

## 1. INTRODUCTION

Solar System formation models suggest that a large number of planetesimals were ejected to space as the giant planets formed and migrated. Most of these planetesimals are expected to be icy (i.e. comet-like) with only a small fraction of them being rocky objects (Meech et al. 2016; Engelhardt et al. 2017). Assuming that similar processes have taken place elsewhere in the Galaxy, a large number of planetesimals are wandering through interstellar space, some eventually crossing the Solar System. Many decades of comet and asteroid studies have yielded formation models that explain the mass distribution, chemical abundances, and planetary configuration of the Solar System today. However, studies of exoplanet systems have shown that many different planetary system architectures can exist. It is still uncertain whether the Solar System is typical of planetary systems in general. Interstellar Objects (ISOs) provide an opportunity to study the planet-building process in extrasolar planetary systems.

The first known ISO, 1I/2017 U1 (‘Oumuamua), was discovered on 2017 October 19 and followed by a short intense period of observation as it faded quickly as it receded from Earth. Assuming it was dark, 1I was very red and small with an average diameter of 200m (Meech et al. 2017). However, it could possibly be as small as 100 m across if it has a higher albedo (Trilling et al. 2018). ‘Oumuamua’s rotational light curve was extraordinary, with a brightness range of over 2.5 magnitudes, implying that it had a very elongated nucleus with an axis ratio  $>5:1$ , perhaps as large as  $10:1$ . Further, it was found to be in an excited rotation state with a period of  $8.67 \pm 0.34 \text{ h}$  precessing around the angular momentum vector, and a longer period of  $\sim 54 \text{ h}$ . Because of the long damping timescale, this excited state was likely caused by its ejection from its home star system (Belton et al. 2018; Fraser et al. 2018; Drahus et al. 2018). Although there were very sensitive searches for dust and gas (Meech et al. 2017; Ye et al. 2017; Trilling et al. 2018), none were detected. Spectroscopy only revealed a

red featureless spectrum similar to that expected for an irradiated cometary surface (Fitzsimmons et al. 2018). Nevertheless, non-gravitational accelerations were detected in 1I’s motion combining astrometry from the ground and with the long extension of arc afforded by HST observations (Micheli et al. 2018). The only plausible explanation for this acceleration was comet outgassing at a level below our ability to detect it during the  $\sim 2$ -week period that we had for detailed observations.

One of the most important questions left unanswered from the study of ‘Oumuamua was “What is it made of?” It had been expected that any ISO would probably be ice-rich, displaying cometary activity if it passed within the sublimation distance of the Sun for its constituent ices. This in turn would allow spectroscopy of the coma gases. The near-inert nature of 1I was initially puzzling, although subsequent studies have shown it is consistent with ejection mechanisms and subsequent evolution in interstellar space (see ‘Oumuamua ISSI Team et al. (2019) and references within).

On 2019 August 30 Gennady Borisov at the MARGO observatory in Crimea discovered Comet C/2019 Q4 (Borisov) at small solar elongation in the morning twilight. The orbit was very quickly shown to be hyperbolic, with an eccentricity  $> 3$  (MPEC 2019-R106; 2019 September 11). On September 24 it was officially named by the IAU as 2I/Borisov - the second known ISO. Unlike 1I, this second ISO was discovered before perihelion ( $q = 2.0 \text{ au}$ ; 2019 December 8) and will be well placed for observing before it goes into solar conjunction again in 2020 October. Initial photometry showed it to possess broad-band optical colors similar to other active comets with significant dust comae (Guzik et al. 2019). An optical spectrum showed a featureless red reflectance spectrum (de León et al. 2019). However, to probe the composition of an ISO and compare its nature to our own Solar System requires identification and measurement of emission or absorption features within

its spectrum. In this paper we report the first detection of gas in the coma of an interstellar comet.

## 2. OBSERVATIONS AND DATA REDUCTION

2I/Borisov was observed with the 4.2 m William Herschel Telescope (hereafter WHT) plus ISIS spectrograph on La Palma on 2019 September 20.2 UT. The observational circumstances are given in Table 1. The ISIS R300B grating was used with an intrinsic spectral resolving power of  $\lambda/\delta\lambda = 976$ . The detector was a blue-sensitive EEV-4280 CCD, giving a pixel scale of  $0.86 \text{ \AA pixel}^{-1}$  at  $4000 \text{ \AA}$ . Two 900-second and two 1200-second exposures were obtained through a  $2''$  wide slit, chosen to maximise the cometary flux while minimising the background flux due to airglow, astronomical twilight and moonlight. This slit width decreased the effective resolution to  $9.5 \text{ \AA}$  at  $4000 \text{ \AA}$ . Due to the faintness of the comet, atmospheric extinction at airmasses  $\geq 2.0$  and the rapidly brightening sky, only two of the four exposures obtained were found to contain cometary flux at wavelengths  $< 4500 \text{ \AA}$ , starting at 05:19 UT (900 second exposure) and 05:38 UT (1200 second exposure). An exposure of the spectrophotometric standard G191-B2B (Bohlin et al. 1995) was obtained immediately afterwards using a  $10''$  wide slit to enable flux calibration.

The WHT spectra were bias subtracted and flat-fielded. The wavelength calibration used CuNe+CuAR exposures made directly after the observations of the comet, resulting in an rms uncertainty of  $0.04 \text{ \AA}$  in the range  $3200 - 6000 \text{ \AA}$ . The spectrum of the comet was extracted over  $8''$  centered on the comet, with the background sky measured  $10''$  to  $30''$  from the nucleus. Flux calibration was performed using the G191-B2B spectrum assuming the standard atmospheric extinction curve for La Palma (King 1985). There was thin cloud present during the observations, and combined with the high airmass, we caution that the uncertainty in the flux from the comet could potentially be at the level of tens of percent.

As part of our campaign to get astrometric observations of 2I to confirm that its orbit was hyperbolic, we also obtained images using the Canada-France-Hawaii Telescope (hereafter CFHT) and MegaCam on 2019 Sep. 9 and 10. Megacam covers a  $1 \times 1$  square degree field of view at a pixel scale of  $0.18''/\text{pixel}$ . The data were obtained through an SDSS  $r'$ -band filter. Our pipeline processing performs bias subtraction and flatfielding, and calibrates images against the Pan-STARRS DR2 database (Flewelling et al. 2016) to provide a photometric zero point for each frame.

Additionally,  $BVR_cI_c$  photometry of 2I was performed with TRAPPIST-North (hereafter TN) located

at Oukaimeden observatory, Morocco (Jehin et al. 2011). TN is equipped with a  $2K \times 2K$  CCD camera with a field of view of  $22' \times 22'$ , the pixels are binned  $2 \times$  by  $2$  to give a plate scale of  $1.2''/\text{pixel}$ . Attempts were made on other dates but were thwarted by moonlight. With TN there was only a 30 minute window to observe the comet  $> 25^\circ$  above the horizon. Data calibration followed standard procedures using frequently updated master bias, flat and dark frames. The removal of the sky contamination and the flux calibration were performed using TN zero points that are regularly updated. Observational circumstances of all photometry are given in Table 1.

## 3. ANALYSIS

### 3.1. Gas Emission

To identify any emission bands, we removed the underlying continuum resulting from reflected sunlight by dust. We used a scaled and reddened standard reference solar spectrum. After subtracting this spectrum, the comet spectra should only consist of gas fluorescence emission features. The spectrum before and after removal of the dust continuum is shown in Fig. 1 and shows strong CN (0-0) gas emission due to solar fluorescence at  $3880 \text{ \AA}$ . Both the wavelength and the asymmetric profile confirm this as CN.

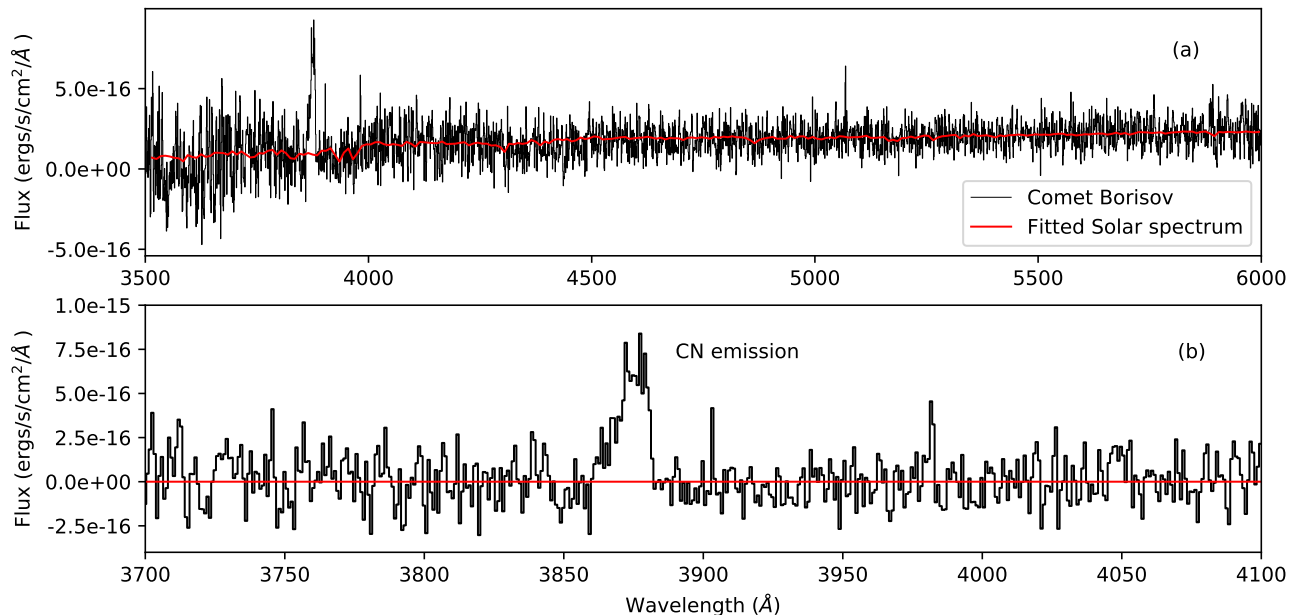
The CN(0-0) emission was seen in both analysed spectra, with an equal intensity within the measurement uncertainties. Unfortunately it was found that combining these spectra resulted in slightly lower S/N than using only the spectrum obtained at 05:38 UT. This was due to the 05:19 UT spectrum being at higher airmass and with higher sky background. Hence we only used the 05:38 UT spectrum for analysis. The CN emission was directly measured by approximating the band shape with two free-fitted gaussians, giving a flux of  $(8.4 \pm 0.9) \times 10^{-15} \text{ ergs s}^{-1} \text{ cm}^{-2}$ . Using the fluorescence scattering efficiency factors from Schleicher (2010), this gives  $(1.2 \pm 0.1) \times 10^{26}$  CN molecules within the extraction aperture.

We used a simple optically-thin Haser model (Haser 1957) to calculate gas production rates using the scale-lengths from A'Hearn et al. (1995). We have adopted an outflow velocity of  $0.85/\sqrt{r_h} = 0.5 \text{ km s}^{-1}$  (Cochran & Schleicher 1993). Due to the small size of the spectroscopic aperture, we numerically integrated the Haser model within the slit to derive the corresponding production rate of CN. We find  $Q(\text{CN}) = (3.7 \pm 0.4) \times 10^{24} \text{ s}^{-1}$ . Assuming this gas is only created through the photodissociation of HCN, this would be the sublimation rate of this parent molecule from the nucleus.

Fig. 2 shows the spatial profile of the CN column density in our data. Overlaid is a predicted Haser column

**Table 1.** Log of Photometric (CFHT, TN) and spectroscopic (WHT) observations of 2I/Borisov. CFHT magnitudes were measured through a  $5''$  aperture, TN through a  $4.2''$  aperture.

Date (UT)	Telescope	$r_H$	Delta (au)	$r_{PS1}$	$B$	$V$	$R_c$	$I_c$
Sep 9.6	CFHT	2.81	3.48	$18.00 \pm 0.03$				
Sep 10.6	CFHT	2.80	3.45	$18.00 \pm 0.03$				
Sep 11.2	TN	2.79	3.44	–	$19.04 \pm 0.11$	$18.11 \pm 0.06$	$17.68 \pm 0.05$	$17.08 \pm 0.06$
Sep 12.2	TN	2.77	3.42	–	$19.06 \pm 0.12$	$18.19 \pm 0.07$	$17.83 \pm 0.05$	$17.29 \pm 0.08$
Sep 16.2	TN	2.71	3.33	–	–	$18.00 \pm 0.04$	$17.59 \pm 0.03$	$17.25 \pm 0.03$
Sep 19.2	TN	2.67	3.27	–	$18.88 \pm 0.11$	$17.92 \pm 0.04$	$17.45 \pm 0.04$	$17.05 \pm 0.05$
Sep 20.2	WHT	2.66	3.24	–	–	–	–	–



**Figure 1.** (a) Flux calibrated spectrum of 2I/Borisov through a  $2''$  by  $8''$  aperture centered on the comet. Also shown is a scaled solar spectrum reddened to match the observed dust continuum. (b) Spectral region around the CN (0-0) emission band with the background dust continuum subtracted.

density profile assuming the same A'Hearn et al. scale-lengths. We note that there is some indication of a faster fall-off in column density than normally observed. However, these data were dominated by the bright background sky where small changes in the fitted sky background can give rise to large changes in the measured flux. There is also the aspect that the nominal scale-lengths from A'Hearn et al. are only scaled as heliocentric distance  $r_h^2$ , assuming an outflow velocity of  $1 \text{ km}^{-1}$ . While the Haser model is not physically re-

alistic, we can approximate the effect of our slower assumed outflow velocity by scaling the parent scalelength (for HCN as the parent molecule, the daughter velocity will be dominated by the photodissociation energy and hence will be less affected). The resulting Haser profile can be seen in Fig. 2 to provide a better match to the measured column densities. Therefore we conclude that within measurement and modelling uncertainties, there is no significant evidence for different CN scalelengths in these data compared to other comets.

No other emission features were apparent in our spectra. In active Solar System comets, the second most prominent emission feature in optical spectra is the C<sub>2</sub>(0-0) emission band with a band head at 5167Å. Around this wavelength our WHT spectrum has an rms uncertainty of  $8.1 \times 10^{-17}$  ergs s<sup>-1</sup> cm<sup>-2</sup> Å<sup>-1</sup>. Using an effective bandwidth of  $\sim 100$ Å for this emission band, and using the standard relationship for spectroscopic upper limits (Cochran et al. 2012), we find a 3σ upper limit to the C<sub>2</sub>(0-0) flux of  $6 \times 10^{-15}$  ergs s<sup>-1</sup> cm<sup>-2</sup>. Performing a similar analysis to CN with Haser model scalelengths from A’Hearn et al. (1995), we derive an upper limit of  $Q(C_2) \leq 4 \times 10^{24}$  s<sup>-1</sup>.

### 3.2. Dust Continuum

The lack of observable gas emission at  $\lambda > 3900$  Å allows a clean measurement of the coma dust reflectance spectrum (assuming a negligible contribution from the nucleus). We divided the fluxed comet spectrum by the standard solar spectrum and normalised the calculated reflectance spectrum to 1 at 5500 Å. This resulted in a linear spectrum in the range  $3900 \text{ Å} < \lambda < 6000 \text{ Å}$  with a slope of  $19.9 \pm 1.5\%/10^3 \text{ Å}$ . This is approximately twice as steep as that reported by de León et al. (2019) in the range  $5500 \text{ Å} < \lambda < 9000 \text{ Å}$ . However, we note that their published dust reflectance spectrum appears to become steeper at  $\lambda < 6000 \text{ Å}$ , where our data lie. In support of this, the mean colors of the comet measured from our TN imaging data through a 4.2'' aperture (corresponding to about a 10000 km radius) over the preceding 9 days were  $(B - V) = 0.92 \pm 0.06$  and  $(V - R_c) = 0.41 \pm 0.01$ . These correspond to spectral slopes of  $24\%/10^3 \text{ Å}$  over  $4380 \text{ Å} < \lambda < 5450 \text{ Å}$  and  $6\%/10^3 \text{ Å}$  over  $5450 \text{ Å} < \lambda < 6410 \text{ Å}$ . All these data agree with the general spectral behavior of normal comet dust being redder at shorter wavelengths (Jewitt & Meech 1986). We conclude that our data are consistent in finding a steep spectral reflectance slope at blue-visual wavelengths.

As the WHT spectra showed no gas emission in the *B* and *V* bands, we have used the TN magnitudes to calculate relative dust production rates using the *Afρ* formalism of A’Hearn & Millis (1984) and correcting to zero degrees phase angle using the composite dust phase function of D. Schleicher<sup>1</sup>. We find relative dust production rates for a radius of 10<sup>4</sup> km in each filter of  $(Af\rho)_B = 88 \pm 15$  cm,  $(Af\rho)_V = 140 \pm 15$  cm,  $(Af\rho)_{R_c} = 143 \pm 10$  cm and  $(Af\rho)_{I_c} = 142 \pm 13$  cm. Although these data were obtained 24 hours before the

WHT spectra, the TN monitoring shows no significant evolution of the coma brightness over the previous 9 nights, and so we take these values as representative of the coma on September 20.2 UT.

## 4. DISCUSSION

### 4.1. Comparison with other active comets

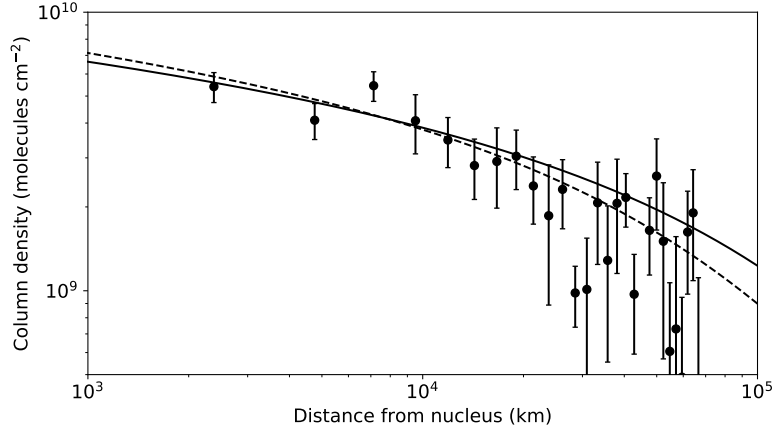
2I/Borisov at 2.7 au appears to be similar but slightly less active than many long-period comets observed at similar distances. These include C/2013 R1 (Lovejoy) with  $Q(CN) = 1.9 \times 10^{25}$  s<sup>-1</sup> at 2.7 au post perihelion (Opitom et al. 2015); C/2013 A1 (Siding Spring) with  $Q(CN) = 1.1 \times 10^{25}$  s<sup>-1</sup> at 2.4 au pre-perihelion (Opitom et al. 2016); C/2014 W2 (PANSTARRS) with  $Q(CN) = 5.3 \times 10^{24}$  s<sup>-1</sup> at perihelion at 2.7 au (Hyland et al. 2019). Short-period comets often display weaker outgassing rates. 9P (Tempel 1) was found to have  $Q(CN) = 1.8 \times 10^{23}$  s<sup>-1</sup> inbound at 2.4 au (Meech et al. 2011), while 67P (Churyumov-Gerasimenko) had  $Q(CN) = 1.3 \times 10^{24}$  s<sup>-1</sup> inbound at 1.3 au and  $Q(CN) = 9.0 \times 10^{23}$  s<sup>-1</sup> outbound at 2.9 au (Opitom et al. 2017). Hence it is clear that the range of gas production rates measured for Solar System comets spans our measurement of 2I/Borisov.

Similarly, we find that the gas/dust and relative gas production rates are not obviously different to ‘normal’ Solar System comets. In Fig. 3 we compare the large number of measurements of  $Q(CN)/Q(C_2)$  and  $Q(CN)/Af\rho$  from the Lowell Observatory Comet Photometry Database (Osip et al. 2003) which used the same Haser model scalelengths. It should be noted that these comets were a mixture of Long-Period and Short-Period Comets observed over a range of heliocentric distances. Also, the Lowell database production rates assume  $v = 1$  km s<sup>-1</sup> for all comets; using this for our data would decrease  $Q(CN)$  and our upper limit to  $Q(C_2)$  by a factor 2. Nevertheless, it is apparent from these data that both the gas/dust and the relative amounts of CN and C<sub>2</sub> produced by 2I/Borisov are consistent with the bulk population of Solar System comets previously measured.

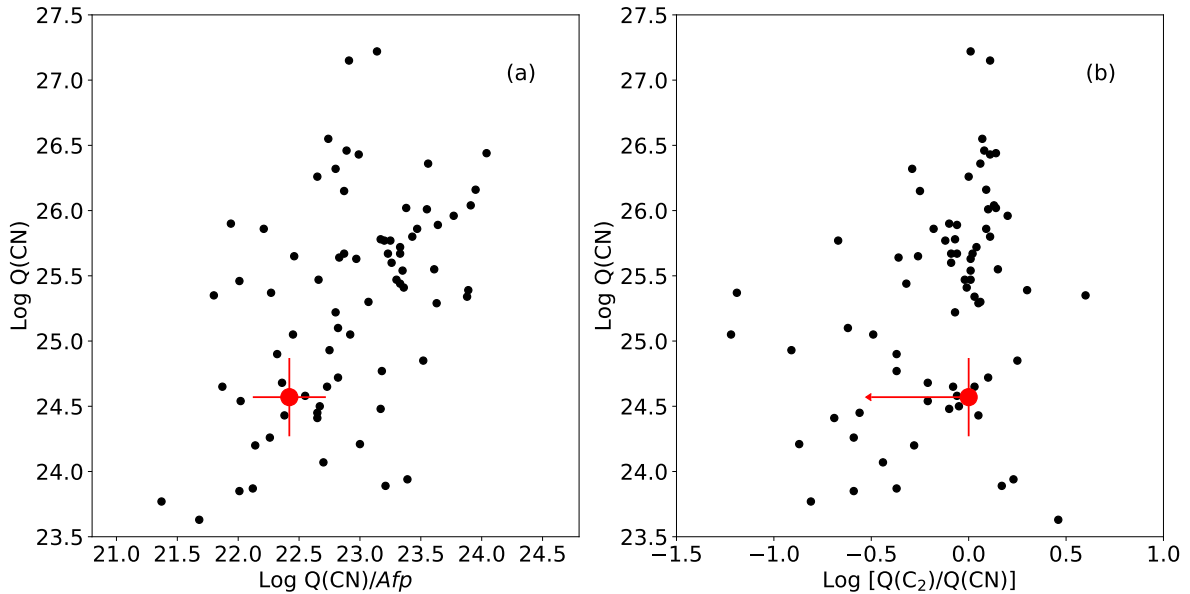
Given this similarity, we can use the above measurements to estimate the possible gas-to-dust-ratio emitted by the nucleus, *assuming* the measured properties of Solar System comets. For the gas mass loss rate, this is straightforward. Normal comets have  $Q(H_2O)/Q(HCN) \simeq 500$  (Bockelée-Morvan et al. 2004), which for our derived  $Q(CN)$  would imply  $Q(H_2O) = 1.7 \times 10^{27}$  s<sup>-1</sup>, assuming all CN results from the dissociation of HCN. Assuming the gas mixing ratio, 77% water, 13% CO and 10% other gas, then the gas mass loss rate is  $dM_g \simeq 3.4 \times 10^{-26} \times Q(H_2O) \simeq 57$  kg s<sup>-1</sup>.

<sup>1</sup> <https://asteroid.lowell.edu/comet/dustphase.html>





**Figure 2.** CN column density as a function of distance from the nucleus of 2I/Borisov. The solid line indicates the Haser model assuming scalelengths that only vary as  $r_h^2$ . The dashed line shows the same model but with a parent scale length that scales as outflow velocity  $v$ .



**Figure 3.** (a) Comparison between 2I (red data point) and  $Q(\text{CN})/Afp$  from the Osip et al. (2003) database for a variety of comets with different  $Q(\text{CN})$ . We use  $(Afp)_V$  for 2I to match the green continuum data from the Lowell database. Uncertainties on 2I assume a conservative 50% uncertainty due to thin cloud at the time of observation. Error bars for the Lowell database are omitted for clarity. (b) As for (a) but for  $Q(\text{C}_2)/Q(\text{CN})$  indicating our upper limit for  $Q(\text{C}_2)$ .

It is more difficult to estimate the dust production rate using  $Afp$ . Using the observed  $R_c$  magnitude and the simplistic assumptions of a single dust grain diameter of  $1 \mu\text{m}$ , a grain albedo of 0.04, density of  $1000 \text{ kg m}^{-3}$ , and radially outflowing dust with velocity  $V_d = 100 \text{ m s}^{-1}$ , then  $Q(\text{dust}) \simeq 1 \text{ kg s}^{-1}$ . While this implies a very

low dust/gas ratio, some Solar System comets such as 2P/Encke have this characteristic. On the other hand, assuming larger dust particles of size  $20 \mu\text{m}$  (see below) results in  $Q(\text{dust}) \simeq 30 \text{ kg s}^{-1}$  and a dust/gas ratio  $\sim 1$ . This is closer to, but still lower than, in-situ *Rosetta* pre-perihelion measurements of comet 67P, which had a

dust/gas ratio of  $\sim 4$  (Rotundi et al. 2015). However we caution these estimates remain highly uncertain.

#### 4.2. Nucleus size

While it is premature to do any detailed modeling with the current limited data, we can explore the parameter space further to place some limits on the nucleus size from the ground-based photometry and the CN production rate. First, assuming that all of the CFHT flux within a  $5''$  radius photometry aperture for data obtained is scattered light from a nucleus with an albedo of 0.04, this implies a nucleus radius,  $R_N \sim 8$  km. However, given that there is visible dust in the coma, this is an extreme upper limit. We can use a surface ice sublimation model (Meech et al. 1986; Meech & Svoren 2004) with constraints on the gas production from our CN observations to investigate the activity for 2I, and get some information about the minimum nucleus radius.

If we assume that the CN/OH ratio for 2I/Borisov is typical of Solar System comets (A’Hearn et al. 1995), this implies a water production rate,  $Q(\text{H}_2\text{O}) = (1.3\text{--}5.1) \times 10^{27}$  molec  $\text{s}^{-1}$ . If, on the other hand we assume that 2I is depleted in CN at the level inferred for 1I from the amount of outgassing by water needed to explain its non-gravitational acceleration combined with the non-detection of CN (Micheli et al. 2018), the suggested production rate is  $Q(\text{H}_2\text{O}) \sim 7 \times 10^{27}$  molec  $\text{s}^{-1}$ . Finally, if 2I had the chemistry of the severely depleted comet 96P/Machholz (Schleicher 2008), then the inferred production rate is  $\sim 1.1 \times 10^{29}$  molec  $\text{s}^{-1}$ .

The model computes the amount of gas sublimating from an icy surface exposed to solar heating. The total brightness within a fixed aperture combines radiation scattered from both the nucleus and the dust dragged from the nucleus in the escaping gas flow, assuming a dust to gas mass ratio of 1. This type of model can distinguish between  $\text{H}_2\text{O}$ , CO, and  $\text{CO}_2$  driven activity. The model free parameters include: nucleus radius, albedo, emissivity, nucleus density, dust properties, and fractional active area.

The shape of the light curve – *i.e.* where the curve is steep or shallow – is determined by the sublimating ice composition. With reasonable estimates of nucleus size, albedo, density, and grain properties, the fractional active surface area is adjusted to produce the observed volatile production rates. We assume an albedo of 0.04 for both the nucleus and dust and a linear phase function of  $0.04 \text{ mag deg}^{-1}$  typical of other comets. We assume a nucleus density of  $400 \text{ kg m}^{-3}$  similar to that seen for comets 9P/Tempel 1, 103P/Hartley 2 (Thomas 2009) and 67P/Churyumov-Gerasimenko (Pätzold et al. 2016), a grain density of  $1000 \text{ kg m}^{-3}$ , and micron-sized

grains. Taking a typical fractional active sublimation area of 4% seen for most comets (A’Hearn et al. 1995), we can fit the data for a nucleus of radius  $R_N = 3.3$  km, but only for larger grains ( $\sim 20 \mu\text{m}$ ). Alternatively, a model with a nucleus radius as small as  $R_N = 0.7$  km can fit the data, but only if 100% of the surface is active, again using large grains (see Fig. 4). The larger grains require more gas to lift, and contribute less to the scattered brightness from the coma. Our model cannot differentiate between this range in radii with the present data. However the lack of previous detections of active ISOs would favour a smaller size.

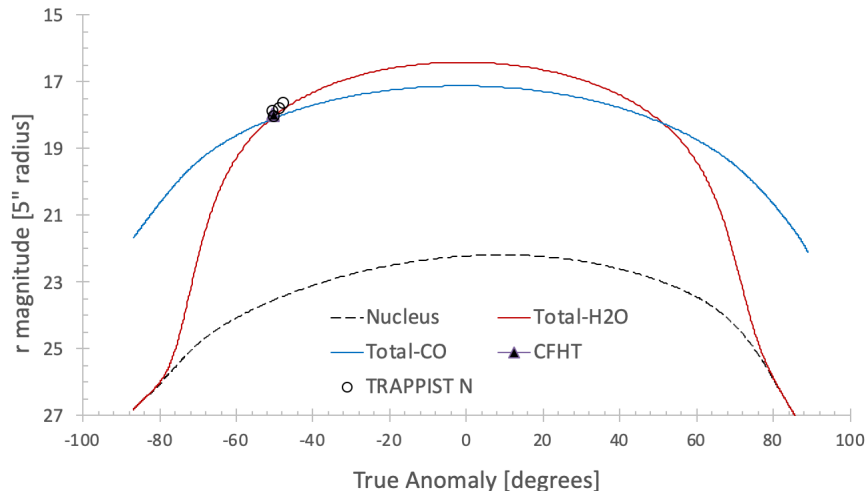
Additionally, we ran a canonical model assuming that 2I was driven by CO sublimation, shown as the blue curve in Fig. 4. If this occurred then our model predicts a search for precovery observations of 2I would be worthwhile, albeit noting the small solar phase angle in mid-2019. A pure water ice sublimation model predicts that 2I would have been likely very faint prior to going into solar conjunction around May 2019. A non-detection of the comet in such data would provide significant support for  $\text{H}_2\text{O}$  being the main activity driver of 2I.

## 5. CONCLUSIONS

We present the first spectroscopic detection of gas emitted by an ISO, 2I/Borisov, on 2019 September 20, using the 4.2 m William Herschel Telescope. Combining these spectra with broad-band photometry 24 hours earlier from the 0.6 m TRAPPIST-North telescope, we present the following results.

1. 2I/Borisov has CN gas present in its coma, with a gas production rate of  $Q(\text{CN}) = 4 \times 10^{24} \text{ s}^{-1}$  at 2.7 au.
2. The upper limit of  $Q(\text{C}_2) \leq 4 \times 10^{24} \text{ s}^{-1}$  is consistent with gas abundance ratios measured in Solar System comets.
3. The dust reflectance spectrum is redder at shorter wavelengths, in agreement with previous studies of cometary dust.
4. The true gas/dust ratio is poorly constrained due to the unknown dust size distribution, however the observed  $Q(\text{CN})/Af\rho$  is unremarkable when compared to the previously observed population of Solar System comets. The real dust/gas mass ratio is also likely similar to Solar System comets.
5. Assuming that the properties of 2I are similar to Solar System comets, it implies that the nucleus may be between 0.7-3.3 km, is ejecting large grains, and if it is on the small end, the comet likely has a large fraction of the surface active.





**Figure 4.** Predicted brightness of 2I as a function of true anomaly using our model described in the text, consistent with magnitudes measured from CFHT and TN (closed and open symbols respectively). Red and blue curves show predicted brightness for water-dominated and carbon monoxide-dominated sublimation respectively. A true anomaly of  $0^\circ$  represents perihelion.

Models of planetary system predict that the formation of the icy planetesimals we call comets should be ubiquitous (Raymond et al. 2018). Yet models of protoplanetary disks predict a range of possible disk compositions. For example, the HCN/ $H_2O$  ratio can vary by a factor  $> 100$  in protoplanetary disks depending on distance from the star and evolutionary stage (Eistrup et al. 2019). We also know that within the Solar System,  $\sim 30\%$  of comets exhibit strong depletions in carbon-chain molecules such as  $C_2$  and  $C_3$  (A’Hearn et al. 1995), and significant variations in nuclear ice species such as HCN and  $CH_3OH$  exist (Mumma & Charnley 2011). The observation of primary ice species such as  $H_2O$ ,  $CO_2$ , CO, or their dissociation products, would place the analysis presented here on a much firmer footing. Currently, our knowledge of the composition of 2I is still relatively unconstrained. For example, we do not yet know if 2I is depleted in  $C_2$ . Yet our data also show it is not  $C_2$  rich, and the CN/dust ratio is normal when compared to other comets. The normal scalelengths for production of cometary CN via photodissociation match the observed column density distribution, indicating similar produc-

tion pathways. If it were not for its interstellar nature, our current data shows that 2I/Borisov would appear as a rather unremarkable comet in terms of activity and coma composition.

*Acknowledgements* We thank the anonymous referee for rapid and helpful comments on the initial version of this manuscript. We also thank Lilian Dominguez and Ian Skillen of the Isaac Newton Group for performing these observations for us at short notice under service programme SW2019b04. The WHT is operated on the island of La Palma by the Isaac Newton Group of Telescopes in the Spanish Observatorio del Roque de los Muchachos of the Instituto de Astrofísica de Canarias. TRAPPIST is a project funded by the Belgian Fonds (National) de la Recherche Scientifique (F.R.S.-FNRS) under grant FRFC 2.5.594.09.F. TRAPPIST-North is a project funded by the University of Liege, in collaboration with Cadi Ayyad University of Marrakech (Morocco). E.J is F.R.S.-FNRS Senior Research Associate. AF and CS acknowledge support for this work from UK STFC grants ST/P0003094/1 and ST/L004569/1. KJM, JTK, and JVK acknowledge support through awards from NASA 80NSSC18K0853.

## REFERENCES

- A’Hearn, M. F., Millis, R. C., Schleicher, D. O., Osip, D. J., & Birch, P. V. 1995, *Icarus*, 118, 223
- A’Hearn, M. F., & Millis, R. L. 1984, *ApJL*, 282, L43
- Belton, M. J. S., Hainaut, O. R., Meech, K. J., et al. 2018, *ApJL*, 856, L21
- Bockelée-Morvan, D., Crovisier, J., Mumma, M. J., & Weaver, H. A. 2004, *The composition of cometary volatiles* (Univ. of Arizona Press), 391
- Bohlin, R. C., Colina, L., & Finley, D. S. 1995, *AJ*, 110, 1316

- Cochran, A. L., Barker, E. S., & Gray, C. L. 2012, *Icarus*, 218, 144
- Cochran, A. L., & Schleicher, D. G. 1993, *Icarus*, 105, 235
- de León, J., Licandro, J., Serra-Ricart, M., et al. 2019, *Research Notes of the AAS*, 3, 131.  
<https://doi.org/10.3847/2F2515-5172%2Fab449c>
- Drahus, M., Guzik, P., Waniak, W., et al. 2018, *Nature Astronomy*, 2, 407
- Eistrup, C., Walsh, C., & van Dishoeck, E. F. 2019, *A&A*, 629, A84
- Engelhardt, T., Jedicke, R., Vereš, P., et al. 2017, *AJ*, 153, 133
- Fitzsimmons, A., Snodgrass, C., Rozitis, B., et al. 2018, *Nature Astronomy*, 2, 133
- Flewelling, H. A., Magnier, E. A., Chambers, K. C., et al. 2016, arXiv e-prints, arXiv:1612.05243
- Fraser, W. C., Pravec, P., Fitzsimmons, A., et al. 2018, *Nature Astronomy*, 2, 383
- Guzik, P., Drahus, M., Rusek, K., et al. 2019, arXiv e-prints, arXiv:1909.05851
- Haser, L. 1957, *Bulletin de la Societe Royale des Sciences de Liege*, 43, 740
- Hyland, M. G., Fitzsimmons, A., & Snodgrass, C. 2019, *MNRAS*, 484, 1347
- Jehin, E., Gillon, M., Queloz, D., et al. 2011, *The Messenger*, 145, 2
- Jewitt, D., & Meech, K. J. 1986, *ApJ*, 310, 937
- King, D. L. 1985, RGO/La Palma technical note 31. <http://www.ing.iac.es/astrometry/observing/conditions/#ext>
- Meech, K. J., Jewitt, D., & Ricker, G. R. 1986, *Icarus*, 66, 561
- Meech, K. J., & Svoren, J. 2004, *Using cometary activity to trace the physical and chemical evolution of cometary nuclei* (Univ. of Arizona Press), 317
- Meech, K. J., Pittichová, J., Yang, B., et al. 2011, *Icarus*, 213, 323
- Meech, K. J., Yang, B., Kleyna, J., et al. 2016, *Science Advances*, 2, e1600038
- Meech, K. J., Weryk, R., Micheli, M., et al. 2017, *Nature*, 552, 378
- Micheli, M., Farnocchia, D., Meech, K. J., et al. 2018, *Nature*, 559, 223
- Mumma, M. J., & Charnley, S. B. 2011, *ARA&A*, 49, 471
- Opitom, C., Jehin, E., Manfroid, J., et al. 2015, *A&A*, 584, A121
- Opitom, C., Snodgrass, C., Fitzsimmons, A., et al. 2017, *MNRAS*, 469, S222
- Opitom, C., Guilbert-Lepoutre, A., Jehin, E., et al. 2016, *A&A*, 589, A8
- Osip, D. J., A'Hearn, M., & Raugh, A. 2003, NASA Planetary Data System, EAR-C-PHOT-5-RDR-LOWELL-COMET-DB-PR-V1.0
- 'Oumuamua ISSI Team, Bannister, M. T., Bhandare, A., et al. 2019, *Nature Astronomy*, 3, 594
- Pätzold, M., Andert, T., Hahn, M., et al. 2016, *Nature*, 530, 63
- Raymond, S. N., Izidoro, A., & Morbidelli, A. 2018, arXiv e-prints, arXiv:1812.01033
- Rotundi, A., Sierks, H., Della Corte, V., et al. 2015, *Science*, 347, aaa3905
- Schleicher, D. G. 2008, *AJ*, 136, 2204
- . 2010, *AJ*, 140, 973
- Thomas, N. 2009, *Planet. Space Sci.*, 57, 1106
- Trilling, D. E., Mommert, M., Hora, J. L., et al. 2018, *AJ*, 156, 261
- Ye, Q.-Z., Zhang, Q., Kelley, M. S. P., & Brown, P. G. 2017, *ApJL*, 851, L5