



**QUEEN'S
UNIVERSITY
BELFAST**

Comet 322P/SOHO 1: An asteroid with the smallest perihelion distance?

Knight, M. M., Fitzsimmons, A., Kelley, M. S. P., & Snodgrass, C. (2016). Comet 322P/SOHO 1: An asteroid with the smallest perihelion distance? *The Astrophysical Journal Letters*, 823(1). <https://doi.org/10.3847/2041-8205/823/1/L6>

Published in:

The Astrophysical Journal Letters

Document Version:

Publisher's PDF, also known as Version of record

Queen's University Belfast - Research Portal:

[Link to publication record in Queen's University Belfast Research Portal](#)

Publisher rights

© 2016. The American Astronomical Society. All rights reserved.

General rights

Copyright for the publications made accessible via the Queen's University Belfast Research Portal is retained by the author(s) and / or other copyright owners and it is a condition of accessing these publications that users recognise and abide by the legal requirements associated with these rights.

Take down policy

The Research Portal is Queen's institutional repository that provides access to Queen's research output. Every effort has been made to ensure that content in the Research Portal does not infringe any person's rights, or applicable UK laws. If you discover content in the Research Portal that you believe breaches copyright or violates any law, please contact openaccess@qub.ac.uk.

Open Access

This research has been made openly available by Queen's academics and its Open Research team. We would love to hear how access to this research benefits you. – Share your feedback with us: <http://go.qub.ac.uk/oa-feedback>



COMET 322P/SOHO 1: AN ASTEROID WITH THE SMALLEST PERIHELION DISTANCE?*

MATTHEW M. KNIGHT^{1,2}, ALAN FITZSIMMONS³, MICHAEL S. P. KELLEY¹, AND COLIN SNODGRASS⁴¹ Department of Astronomy, University of Maryland, 1113 Physical Sciences Complex, Building 415, College Park, MD 20742, USA; mmk8a@astro.umd.edu.² Observations obtained while at Lowell Observatory, 1400 W. Mars Hill Road, Flagstaff, Arizona 86001, USA³ Astrophysics Research Center, School of Mathematics and Physics, Queens University Belfast, Belfast BT7 1NN, UK⁴ Planetary and Space Sciences, Department of Physical Sciences, The Open University, Milton Keynes MK7 6AA, UK

Received 2016 April 1; revised 2016 April 22; accepted 2016 April 23; published 2016 May 12

ABSTRACT

We observed comet 322P/SOHO 1 (P/1999 R1) from the ground and with the *Spitzer Space Telescope* when it was between 2.2 and 1.2 au from the Sun. These are the first observations of any *Solar and Heliospheric Observatory* (SOHO)-discovered periodic comet by a non-solar observatory and allow us to investigate its behavior under typical cometary circumstances. 322P appeared inactive in all images. Its light curve suggests a rotation period of 2.8 ± 0.3 hr and has an amplitude $\gtrsim 0.3$ mag, implying a density of at least 1000 kg m^{-3} , considerably higher than that of any known comet. It has average colors of $g' - r' = 0.52 \pm 0.04$ and $r' - i' = 0.03 \pm 0.06$. We converted these to Johnson colors and found that the $V - R$ color is consistent with average cometary colors, but $R - I$ is somewhat bluer; these colors are most similar to V- and Q-type asteroids. Modeling of the optical and IR photometry suggests it has a diameter of 150–320 m and a geometric albedo of 0.09–0.42, with diameter and albedo inversely related. Our upper limits to any undetected coma are still consistent with a sublimation lifetime shorter than the typical dynamical lifetimes for Jupiter-family comets. These results suggest that 322P may be of asteroidal origin and only active in the SOHO fields of view via processes different from the volatile-driven activity of traditional comets. If so, it has the smallest perihelion distance of any known asteroid.

Key words: comets: general – comets: individual (322P/SOHO 1, P/1999 R1) – methods: observational

1. INTRODUCTION

Sungrazing orbits are predicted to be a major end state of main-belt asteroids and near-Earth objects (Farinella et al. 1994; Gladman et al. 1997) but are yet to be observed. Models of solar system evolution predict the numbers and original source regions of small perihelion distance (q) objects and also expect such orbits to be common (Bottke et al. 2002; Greenstreet et al. 2012). Recent work by Granvik et al. (2016) has highlighted the scarcity of small- q asteroids and identified possible mechanisms for their destruction. Of the 34 known asteroids with $q < 0.15$ au,⁵ the smallest has $q = 0.071$ au, which is well beyond typical “sungrazing” distances of ~ 0.01 au (e.g., Knight & Walsh 2013).

A possibly overlooked source of small- q asteroids is the database of objects discovered by solar observatories, primarily *Solar and Heliospheric Observatory* (SOHO). More than 3000 comets have been discovered in SOHO images since 1996 (e.g., Biesecker et al. 2002; Knight et al. 2010; Lamy et al. 2013). The vast majority belong to one of several families, whose members are dynamically related to each other and are apparently produced by cascading fragmentation from a single progenitor comet into numerous higher-generation fragments.

Only ~ 100 SOHO-discovered comets are not dynamically linked to the major near-Sun comet families. Most do not display a coma or tail; however, these “sporadic” objects are designated as comets since all prior objects seen at these distances have been of apparently cometary origin. This

assumption is reasonable given that SOHO’s limiting magnitude would necessitate a bare asteroid being $\gtrsim 10$ km in diameter to be observed; numerous such large objects are unlikely to be missed in the modern survey era, especially by NEOWISE where they would be particularly bright (Mainzer et al. 2011). Although these objects are almost certainly active when in the SOHO fields of view ($\lesssim 0.15$ au), this activity is not necessarily due to the traditional “cometary” mechanism of sublimation of volatile ices. Jewitt & Li (2010) and Li & Jewitt (2013) argue that (3200) Phaethon produces dust near perihelion (0.14 au) via non-traditional means such as thermal fracture, while Kimura et al. (2002) and others have shown that silicates and other refractory materials begin to sublimate at even smaller distances.

Of the sporadic near-Sun objects, comet 322P/SOHO 1 (henceforth 322P), is the most promising for study at larger distances to investigate whether or not it is of a traditional cometary origin. 322P was discovered in SOHO images in 1999 and originally designated C/1999 R1. It was the first SOHO-discovered object conclusively shown to be periodic (Hönl 2006) and has now been observed on five apparitions: 1999, 2003, 2007, 2011, and 2015. 322P has an orbital period of 3.99 years, an inclination of $12^\circ.7$, and $q = 0.053$ au (JPL Horizons). Its Tisserand parameter with respect to Jupiter of 2.3 is consistent with Jupiter-family comets (JFCs; Levison 1996), although dynamical integrations to explore its prior orbital evolution are inconclusive due to its proximity to the 3:1 resonance with Jupiter (Hönl 2006).

322P does not display a coma or tail in SOHO images, but its asymmetric light curve has repeated nearly identically each apparition (Lamy et al. 2013) and implies a large, unresolved cross-section of dust in the photometric aperture. Its brightness has not changed substantially from apparition to apparition, implying that the depth of material lost each apparition is

* Based on observations collected at the European Organisation for Astronomical Research in the Southern Hemisphere under ESO programme 095.C-0853, with Lowell Observatory’s Discovery Channel Telescope, and with *Spitzer Space Telescope* under program 11104.

⁵ http://ssd.jpl.nasa.gov/sbdb_query.cgi? (retrieved 2016 March).

Table 1
Summary of Observations^a

UT Date	UT Time	Tel. ^b	r_H (au)	Δ (au)	Phase (°)	$\langle m_{r'} \pm \sigma_{m_{r'}} \rangle$	$g' - r'$ (mag)	$r' - i'$ (mag)	Conditions
2015 May 22	4:25–7:49	VLT	2.144	1.168	9.7	22.48 ± 0.10	0.50 ± 0.05	0.02 ± 0.07	Photometric
2015 Jun 16	1:20–2:45	VLT	1.818	0.973	24.5	22.50 ± 0.09	0.54 ± 0.03	0.04 ± 0.04	Photometric
2015 Jun 17	4:17–4:35	DCT	1.802	0.970	25.5	22.34 ± 0.10	Smoke, light cirrus
2015 Jun 18	4:21–4:39	DCT	1.788	0.967	26.3	22.54 ± 0.15	Heavy cirrus
2015 Jun 20	4:15–4:50	DCT	1.759	0.963	28.1	22.61 ± 0.12	Possible smoke
2015 Jul 12	0:30–1:24	VLT	1.419	0.974	45.8	22.50 ± 0.09	Thin cirrus
2015 Jul 24	3:19–3:44	DCT	1.204	0.992	54.1	>19.5	Clouds
2015 Jul 24	6:19–6:59	<i>Spitzer</i>	1.201	0.714	57.0	N/A

Notes.

^a Geometry given for midpoint of observations.

^b Telescope used: VLT = Very Large Telescope UT1 (8.2 m diameter aperture, $6'8 \times 6'8$ field of view, $0''25$ pixels); DCT = Discovery Channel Telescope (4.3 m, $12'3 \times 12'3$, $0''24$); *Spitzer* = *Spitzer Space Telescope* (0.85 m, $5'12 \times 5'12$, $1''2$).

negligible in comparison to its total size. This suggests that 322P is significantly larger than comparably bright Kreutz comets seen at similar distances that are always destroyed prior to perihelion and are therefore estimated to be $\lesssim 10$ m (e.g., Sekanina 2003; Knight et al. 2010). Thus, we concluded that 322P was likely $\gtrsim 100$ m in diameter and potentially recoverable when far from the Sun.

322P's orbit was sufficiently constrained to attempt observations from Earth prior to its 2015 perihelion passage despite having very large positional uncertainties. Since no short-period objects discovered by *SOHO* had ever been observed beyond the near-Sun region, such observations would be unique and highly valuable for helping to understand the population. As described below, we successfully recovered 322P and acquired optical and IR follow-up observations over two months to characterize its properties and investigate its likely origin.

2. OBSERVATIONS AND REDUCTIONS

We recovered 322P with Very Large Telescope (VLT) and FORS2 imager on 2015 May 22 and obtained subsequent snapshot observations with VLT on June 16 and July 12, with Lowell Observatory's Discovery Channel Telescope (DCT) and LMI camera on June 17, 18, and 20, and with *Spitzer Space Telescope* on July 24. The *Spitzer* images were taken with InfraRed Array Camera (IRAC) through the 3.6 and 4.5 μm filters (Fazio et al. 2004; Werner et al. 2004). The vast majority of all ground-based images were obtained through the r' filter in order to obtain a light curve and look for faint dust features, but sets of g' and i' were also obtained May 22 and June 16 for color information. All observations were conducted at the comet's ephemeris rate. Observing circumstances and telescope details are given in Table 1. We attempted to observe 322P with DCT contemporaneously with *Spitzer* on July 24 but could only set a weakly restrictive brightness upper limit because of clouds. Due to 322P's high southern declination, all DCT observations were obtained for short duration at high airmass and were therefore substantially noisier than the VLT observations.

The ground-based data were reduced using IRAF and IDL, following standard reduction procedures for bias removal and flat-fielding. The data were calibrated using standard stars from Smith et al. (2002). The standard fields were always within $\sim 5^\circ$

of the comet field and were taken immediately before and/or after the comet sets. This provided acceptably accurate calibrations even on non-photometric nights. We measured photometry in a series of circular apertures centered on the nucleus. Comparison star photometry was measured only on images with short enough exposure times that the stars were not trailed substantially, and the same size aperture was used for the comet and the stars to minimize the effects of variable seeing. The aperture size used for our photometry varied by night and telescope, but was chosen to maximize signal to noise while minimizing contamination by background objects (322P was against the Milky Way during our May observations). Typical aperture radii were 1.2–1.5 arcsec, e.g., 1.5–2 \times the seeing.

The *Spitzer* images were processed with IRAC pipeline version S19.1.0 (Laine 2015). The 11 dithered images for each filter were combined into the comet's rest frame with the MOPEX software (Makovoz & Khan 2005). We measured photometry in a 6.1 arcsec radius aperture centered on the target and included an aperture correction of 1.06. Before color correction (treated in Section 3), the flux densities were 0.0102 ± 0.0014 and 0.0389 ± 0.0020 mJy in the 3.6 and 4.5 μm filters, respectively. Quoted uncertainties exclude the instrument's $\sim 3\%$ absolute calibration uncertainty.

3. RESULTS AND DISCUSSION

322P did not exhibit evidence for cometary activity such as a coma, tail, or dust trail during any observations, including in nightly stacked images combining all exposures in a given filter (Figure 1). The mean magnitude each night was near $m_{r'} = 22.5$ throughout the observations and is given in Table 1. The standard deviation in each night's mean magnitude is considerably larger than the instrumental uncertainties ($\lesssim 0.05$ mag) because they sample large portions of the light curve (discussed below) and because conditions were variable on non-photometric nights. Under the assumption that we observed a bare nucleus whose apparent brightness varied only due to the viewing geometry, we find a linear phase angle dependence of 0.031 ± 0.004 mag deg $^{-1}$ and an absolute r' magnitude of 20.29 ± 0.14 . This phase function slope is close to that typically assumed for cometary nuclei, but slightly shallower than the observed mean value of 0.053 mag deg $^{-1}$ (Snodgrass et al. 2011). An H , G_1 , G_2 fit (Muinonen




Figure 1. Stacked images from VLT (left) and *Spitzer* (middle) showed no evidence of cometary activity. A comparison of the comet radial profile and a stellar profile on July 12 (right) confirms there is no coma brighter than ~ 28 mag arcsec $^{-2}$.

et al. 2010) using the online calculator from the University of Helsinki⁶ recommends using a single fit model for a C-type asteroid and yields $H_r(C) = 20.03$, although any opposition surge is not constrained by our observations (phase angle $> 9^\circ$).

Data were sufficient to measure a light curve on only two nights, May 22 and June 16 (Figure 2). The May 22 light curve spanned ~ 2.5 hr and suggests a double-peaked light curve that has a period of 2.5–3.0 hr and a peak-to-trough amplitude of ~ 0.35 mag. The June 16 light curve covers ~ 1.4 hr and appears to have just completed one full sinusoidal cycle. This implies a double-peaked light curve of ~ 2.8 hr with a peak-to-trough amplitude of ~ 0.3 mag. While both light curves are relatively noisy, they are consistent with each other and suggest a bare nucleus rotating with a period of 2.8 ± 0.3 hr. This rotation period is the shortest for any known comet. The peak-to-trough amplitude of $\gtrsim 0.3$ mag indicates the ratio of the long to short axis is at least $10^{0.4\Delta m} = 1.3:1$. The density for a strengthless body implied by the combination of the rotation period and axial ratio is > 1000 kg m $^{-3}$. This is significantly higher than the limits found this way for other comets (~ 600 kg m $^{-3}$; Snodgrass et al. 2006), but compatible with typical asteroids (~ 2200 kg m $^{-3}$; Pravec et al. 2002). Spacecraft results have confirmed the low density of cometary nuclei (e.g., 533 kg m $^{-3}$ for 67P; Pätzold et al. 2016).

We measured $g' - r'$ and $r' - i'$ colors on May 22 and June 16 by averaging r' images acquired either side of the g' or i' filter images to remove any light curve effects. We find $g' - r' = 0.52 \pm 0.04$ and $r' - i' = 0.03 \pm 0.06$; the average and standard deviation of all color measurements for each night are given in Table 1. There was no clear evidence for color variations as a function of rotational phase, although we note that the data are noisy. We converted these to $V - R = 0.41 \pm 0.04$ and $R - I = 0.24 \pm 0.09$ using the translations from Jordi et al. (2006) for ease of comparison with existing data sets. The $V - R$ color is consistent with the colors found for active and inactive JFCs and long-period comets, but bluer than these comets in $R - I$ (Jewitt 2015 and references therein; Figure 3). When compared with asteroids, 322P's color best matches V-types and is also consistent with Q-types. A more definitive analysis of the colors as compared to other

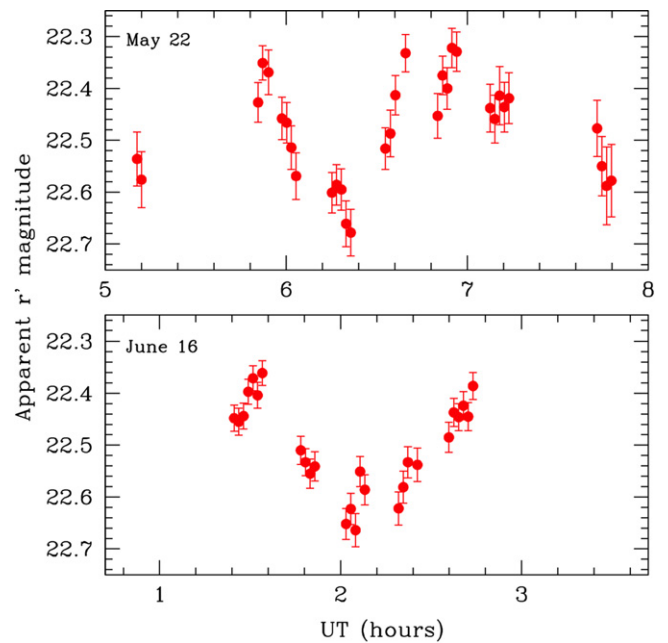


Figure 2. r' light curves on May 22 (top) and June 16 (bottom). Both suggest a double-peaked period near ~ 2.8 hr.

small bodies would require improved uncertainties in our color measurements and/or measurements at additional wavelengths.

The combination of optical and IR observations allows us to constrain 322P's albedo and size with Near Earth Asteroid Thermal Modeling (NEATM; Harris 1998). We modeled a range of optical-near-IR spectral slopes, $S = -1$ to $+10\%$ per $0.1 \mu\text{m}$, roughly corresponding to the O-, C-, S-, and D-type asteroid spectral archetypes of DeMeo et al. (2009), and IR beaming parameters, $\eta = 0.7$ – 3.0 . The neutral to moderately red slopes, 0% – 3% per $0.1 \mu\text{m}$, are potentially the most consistent with the suggested Q or V spectral types. The chosen range of η is based on the distribution of beaming parameters in *WISE* observations of near-Earth objects (Mainzer et al. 2011). For each combination of S and η , we let diameter, D , and geometric albedo, A_p , vary freely. The model takes the V-band absolute magnitude (converted from r' using the translations from Jordi et al. 2006), the phase function, and the IRAC photometry as input parameters. For each best-fit model, we

⁶ www.helsinki.fi/project/psr/HG1G2/

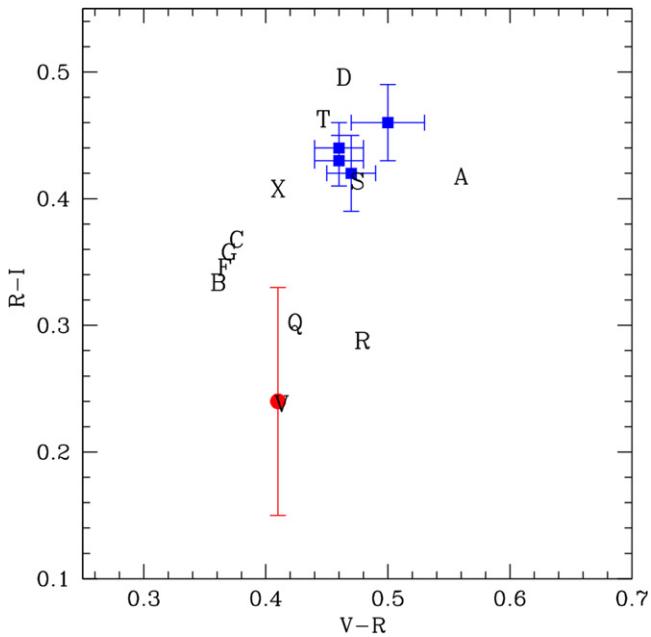


Figure 3. Average colors for 322P (red circle) compared with asteroids (letters designating class; Dandy et al. 2003), and comets (blue squares; Jewitt 2015 and references therein). 322P’s SDSS colors were translated to Johnson colors following Jordi et al. (2006) for comparison with the other data sets.

computed color corrections for the broad IRAC bandpasses (Laine 2015) and re-executed the fitting procedure. Because we have three independent parameters (phase function and absolute magnitude are anti-correlated) and four unknown parameters, we explored parameter space through a Monte Carlo simulation. We use the χ^2 statistic to assess relative goodness of fit, but realize its absolute value has little meaning in this context. For each S and η combination, we repeated our fitting procedure with 1000 new input data sets normally distributed about the observed values using their estimated uncertainties. Figure 4 shows example best-fit D and A_p pairs. We find a weak dependence of D and A_p on chosen S and η values. However, some sets of S and η produce higher mean χ^2 values. Considering the combinations of S and η that yield the most fits with $\chi^2 \lesssim 1.0$, 322P’s diameter is likely 150–320 m, with albedo between 0.09 and 0.42 (albedo and diameter are inversely correlated).

The large uncertainties on our optical magnitudes combined with the number of free parameters prevents unequivocally deriving a unique solution for 322P’s diameter and geometric albedo. Despite this, 322P’s geometric albedo is evidently substantially higher than typical values for cometary nuclei (0.02–0.06; Lamy et al. 2004). Such low geometric albedos are incompatible with the *Spitzer* 3.6 μm data and would require an unusually high η . However, A_p is consistent with the geometric albedos of many asteroids, notably including V- and Q-types (Thomas et al. 2011) and those having small- q (Campins et al. 2009).

The modeling confirms our assumption that 322P was substantially larger than typical Kreutz comets seen close to the Sun. Other than the Kreutz family and fragments of recently split comets like C/1999 S4 LINEAR (Weaver et al. 2001), 322P is the smallest comet nucleus ever identified (Snodgrass et al. 2011). Such small comets may not be necessarily rare but

simply difficult to detect because they are so faint. 322P is not unusual compared to the sizes of known NEAs, where ~ 100 m diameter objects are common (Mainzer et al. 2014).

As shown in Figure 1, the radial profile was consistent with profiles of untrailed stars suggesting cometary activity is minimal or absent. We estimate that any undetected coma had a surface brightness ~ 28 mag arcsec $^{-2}$ or fainter at a distance of 2.5 arcsec on June 16. Assuming a steady state coma, we estimate the total magnitude of any undetected coma to be > 24.0 following Jewitt & Danielson (1984), and convert this to $Af\rho < 0.03$ cm (A’Hearn et al. 1984) for an assumed dust albedo of 0.04.

We next attempt to constrain 322P’s lifetime with some order of magnitude calculations about its total mass loss per orbit. The undetected coma upper limit can be converted to a cross-section of dust and then to a combined dust mass of $\lesssim 200$ kg using standard assumptions about the dust’s geometric albedo (0.04), density (3000 kg m $^{-3}$), and radius (1 μm). If the albedo or density are closer to the values derived for the nucleus above, the dust mass will be even smaller. Assuming the dust crosses our photometric aperture at $\lesssim 1$ km s $^{-1}$ sets a conservative upper limit to the mass loss rate of $\sim 10^{-4}$ kg s $^{-1}$ at 1.419 au. We repeat the calculation when 322P is in the *SOHO* field of view, where it reaches a peak $m_V \sim 6$ in an aperture of radius $\sim 145''$ (Lamy et al. 2013) at perihelion. Near perihelion, the sublimation lifetime of dust grains (~ 100 s for amorphous olivine; Kimura et al. 2002) may dominate the aperture crossing time ($\gtrsim 10^4$ s), so we estimate the dust spends $\gtrsim 100$ – 10^4 s in the aperture, yielding a peak mass loss rate of $\lesssim 20$ – 2000 kg s $^{-1}$. Assuming a power-law slope between these points and integrating around the orbit, we find that the total mass lost is dominated by activity at perihelion and is highly assumption dependent. For the low and high activity cases, the total mass lost per orbit is $\lesssim 2$ – 200×10^6 kg. For a diameter of 200 m and a density of 1500 kg m $^{-3}$, 322P’s active lifetime is therefore likely to be 10^3 – 10^5 years, which is comparable to or shorter than estimates of the total dynamical lifetimes of JFCs and NEAs, 10^5 – 10^6 years (e.g., Bailey et al. 1992; Levison & Duncan 1994). Thus, 322P may be destroyed by sublimation-driven mass loss sooner than it is removed by dynamical processes, although we caution that the activity calculations are extremely uncertain.

4. CONCLUSIONS

Our observations of 322P/*SOHO* 1 suggest that it may be of classically asteroidal rather than cometary origin. It appears inactive, has a rotation period that is faster than any known comet and implies a density > 1000 kg m $^{-3}$, has a higher albedo than has ever been measured for a comet nucleus, and has colors rather atypical for a comet and most consistent with V- and Q-type asteroids. The unweathered spectra of Q-types seem to correlate with recent close approaches to planets (Binzel et al. 2010); given 322P’s small- q , similar processing may be occurring. However, no comet nucleus has ever been studied following such a close perihelion passage, and we cannot exclude the possibility that 322P’s unusual properties are caused by its extreme orbit, where equilibrium temperatures exceed 1000 K at perihelion. It is possible that 322P’s repeated close approaches to the Sun devolatilized its outer layers and caused changes to the surface, such as annealing, that are sufficient to alter its properties (albedo, color) and increase its strength against rotational breakup.

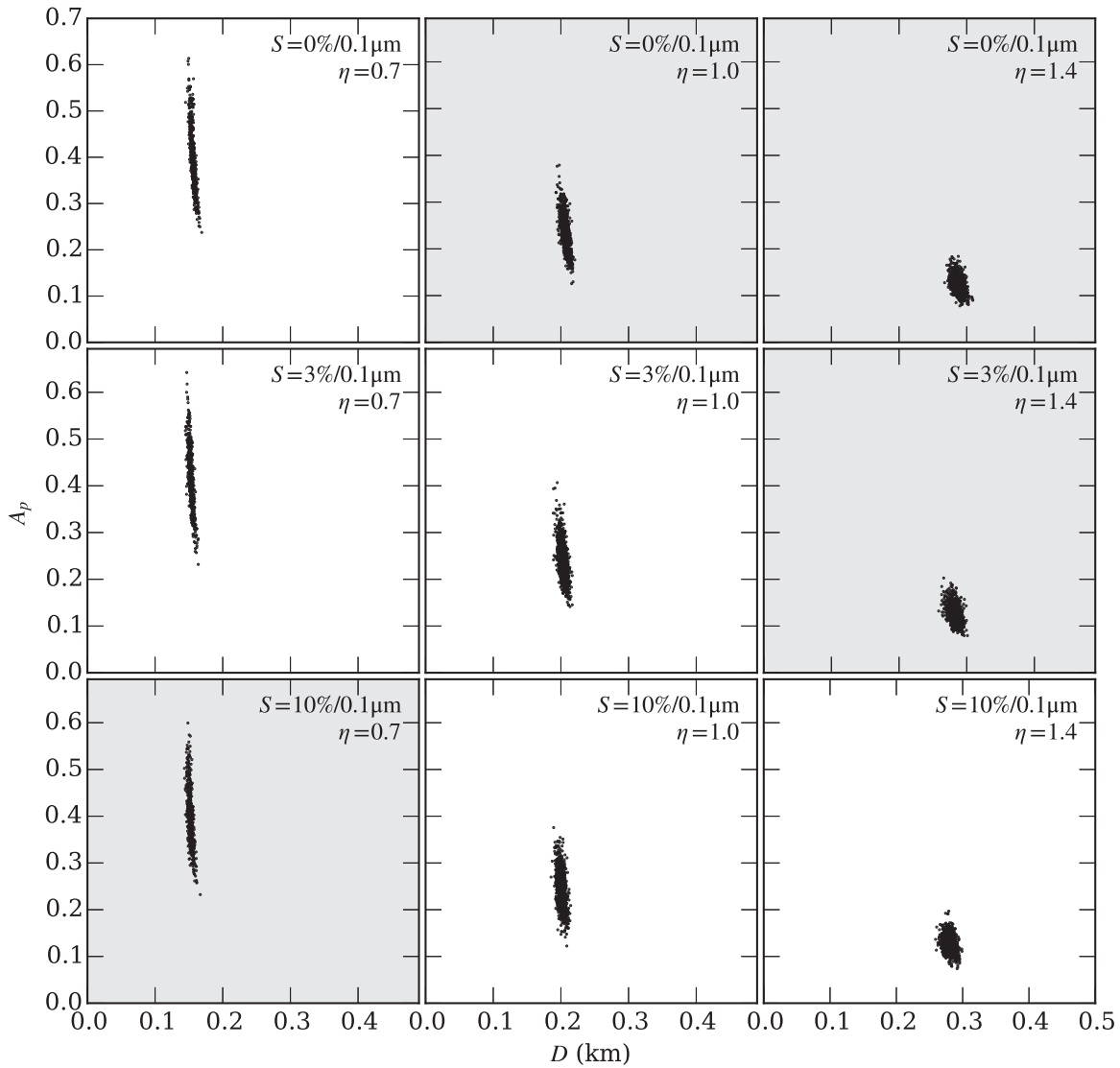


Figure 4. Near-earth asteroid thermal model best-fit diameter D and geometric albedo A_p pairs from our Monte Carlo analysis of the optical and IR data. A subset of the spectral slope S , and beaming parameter η values are presented here to illustrate their minimal effects on the retrieved values. The gray-shaded panels have higher χ^2 values suggesting those S , η pairs are less likely.

If 322P is classically asteroidal, it has the smallest q of any known asteroid. All asteroids with $q < 0.15$ au reach perihelion within *SOHO*'s field of view, but we are only aware of Phaethon having been detected by a solar observatory (by STEREO). *SOHO* data are routinely scoured for moving objects by multiple comet hunters, so it is unlikely that all such objects would have gone undetected if visible. Since both Phaethon and 322P display evidence of being active inside ~ 0.15 au, the lack of detections of any other small- q asteroids in the *SOHO* fields of view is likely significant. All of the small- q asteroids studied by Jewitt (2013) had absolute magnitudes brighter than 322P, so if they are active by the same mechanism as 322P, they should have been detectable when in the *SOHO* field of view despite their larger q values. Thus, 322P may be different from typical small- q asteroids.

One possible difference is that 322P may have undergone a recent breakup that exposed parts of its interior that could be more easily lost on subsequent perihelion passages. Three other *SOHO*-discovered objects have been suggested to be dynamically linked to 322P as part of the ‘‘Kracht-2 group’’ (Kracht

et al. 2008) and could be fragments of such an event. Since 322P's orbit is well beyond the distances where tidal forces should be significant (Knight & Walsh 2013 and references therein), breakup would likely have been caused by other mechanisms such as rotational spin-up or heating-driven fracture. Such processes have recently been suggested by Granvik et al. (2016) as the mechanisms by which small- q asteroids are destroyed. Thus, 322P may be providing a near-real time glimpse at a common end state of small bodies in the solar system and warrants further inquiry.

We thank Mikael Granvik for a prompt and helpful review. We also thank our observatory support staff: Lorena Faundez, Linda Schmidtobreick, Henri Boffin, Patricia Guajardo, Joseph Anderson, and Sergio Vera Urrutia at VLT, and Heidi Larson and Jason Sanborn at DCT, as well as Joe Llama for collecting the July 24 DCT data. We are grateful to Karl Battams, Jon Giorgini, and Gareth Williams for help in refining 322P's positional uncertainty prior to our observations. M.M. K. was supported by NASA Planetary Astronomy Program

grant NNX14AG81G. A.F. was supported by UK STFC grant ST/L000709/1. C.S. was supported by a UK STFC Ernest Rutherford Fellowship.

These results made use of the Discovery Channel Telescope at Lowell Observatory. Lowell is a private, non-profit institution dedicated to astrophysical research and public appreciation of astronomy and operates the DCT in partnership with Boston University, the University of Maryland, the University of Toledo, Northern Arizona University, and Yale University. LMI construction was supported by grant AST-1005313 from the National Science Foundation.

This work is based in part on observations made with the *Spitzer Space Telescope*, which is operated by the Jet Propulsion Laboratory, California Institute of Technology under a contract with NASA.

REFERENCES

- A'Hearn, M. F., Schleicher, D. G., Millis, R. L., Feldman, P. D., & Thompson, D. T. 1984, *AJ*, **89**, 579
- Bailey, M. E., Chambers, J. E., & Hahn, G. 1992, *A&A*, **257**, 315
- Biesecker, D. A., Lamy, P., St., Cyr, O. C., Llebaria, A., & Howard, R. A. 2002, *Icar*, **157**, 323
- Binzel, R. P., Morbidelli, A., Merouane, S., et al. 2010, *Natur*, **463**, 331
- Bottke, W. F., Morbidelli, A., Jedicke, R., et al. 2002, *Icar*, **156**, 399
- Campins, H., Kelley, M. S., Fernández, Y., Licandro, J., & Hargrove, K. 2009, *EM&P*, **105**, 159
- Dandy, C. L., Fitzsimmons, A., & Collander-Brown, S. J. 2003, *Icar*, **163**, 363
- DeMeo, F. E., Binzel, R. P., Slivan, S. M., & Bus, S. J. 2009, *Icar*, **202**, 160
- Farinella, P., Froeschle, C., Gonczi, R., et al. 1994, *Natur*, **371**, 314
- Fazio, G. G., Hora, J. L., Allen, L. E., et al. 2004, *ApJS*, **154**, 10
- Gladman, B. J., Migliorini, F., Morbidelli, A., et al. 1997, *Sci*, **277**, 197
- Granvik, M., Morbidelli, A., Jedicke, R., et al. 2016, *Natur*, **530**, 303
- Greenstreet, S., Ngo, H., & Gladman, B. 2012, *Icar*, **217**, 355
- Harris, A. W. 1998, *Icar*, **131**, 291
- Hönl, S. F. 2006, *A&A*, **445**, 759
- Jewitt, D. 2013, *AJ*, **145**, 133
- Jewitt, D. 2015, *AJ*, **150**, 201
- Jewitt, D., & Danielson, G. E. 1984, *Icar*, **60**, 435
- Jewitt, D., & Li, J. 2010, *AJ*, **140**, 1519
- Jordi, K., Grebel, E. K., & Ammon, K. 2006, *A&A*, **460**, 339
- Kimura, H., Mann, I., Biesecker, D. A., & Jessberger, E. K. 2002, *Icar*, **159**, 529
- Knight, M. M., A'Hearn, M. F., Biesecker, D. A., et al. 2010, *AJ*, **139**, 926
- Knight, M. M., & Walsh, K. J. 2013, *ApJL*, **776**, L5
- Kracht, R., Marsden, B. G., Battams, K., & Sekanina, Z. 2008, *IAUC*, **8983**
- Laine, S. (ed.) 2015, *IRAC Instrument Handbook* (Pasadena: Spitzer Science Center)
- Lamy, P., Faury, G., Llebaria, A., et al. 2013, *Icar*, **226**, 1350
- Lamy, P. L., Toth, I., Fernandez, Y. R., & Weaver, H. A. 2004, in *Comets II*, ed. M. C. Festou, H. U. Keller, & H. A. Weaver (Tucson, AZ: Univ. Arizona Press), 223
- Levison, H. F. 1996, in *ASP Conf. Ser. 107, Completing the Inventory of the Solar System*, ed. T. Rettig, & J. M. Hahn (San Francisco, CA: ASP), 173
- Levison, H. F., & Duncan, M. J. 1994, *Icar*, **108**, 18
- Li, J., & Jewitt, D. 2013, *AJ*, **145**, 9
- Mainzer, A., Bauer, J., Grav, T., et al. 2011, *ApJ*, **731**, 53
- Mainzer, A., Bauer, J., Grav, T., et al. 2014, *ApJ*, **784**, 110
- Makovoz, D., & Khan, I. 2005, in *ASP Conf. Ser. 347, Astronomical Data Analysis Software and Systems XIV*, ed. P. Shopbell, M. Britton, & R. Ebert (San Francisco, CA: ASP), 81
- Muñonen, K., Belskaya, I. N., Cellino, A., et al. 2010, *Icar*, **209**, 542
- Pätzold, M., Andert, T., Hahn, M., et al. 2016, *Natur*, **530**, 63
- Pravec, P., Harris, A. W., & Michalowski, T. 2002, in *Asteroids III*, ed. W. F. Bottke, Jr., A. Cellino, P. Paolicchi, & R. P. Binzel (Tucson, AZ: Univ. Arizona Press), 113
- Sekanina, Z. 2003, *ApJ*, **597**, 1237
- Smith, J. A., Tucker, D. L., Allam, S. S., & Jorgensen, A. M. 2002, *BAAS*, **34**, 1272
- Snodgrass, C., Fitzsimmons, A., Lowry, S. C., & Weissman, P. 2011, *MNRAS*, **414**, 458
- Snodgrass, C., Lowry, S. C., & Fitzsimmons, A. 2006, *MNRAS*, **373**, 1590
- Thomas, C. A., Trilling, D. E., Emery, J. P., et al. 2011, *AJ*, **142**, 85
- Weaver, H. A., Sekanina, Z., Toth, I., et al. 2001, *Sci*, **292**, 1329
- Werner, M. W., Roellig, T. L., Low, F. J., et al. 2004, *ApJS*, **154**, 1