



**QUEEN'S  
UNIVERSITY  
BELFAST**

## Executing Bag of Distributed Tasks on virtually unlimited Cloud resources

Thai, L. T., Varghese, B., & Barker, A. D. (2015). Executing Bag of Distributed Tasks on virtually unlimited Cloud resources. In M. Helfert, D. Ferguson, & V. Méndez Muñoz (Eds.), *5th International Conference on Cloud Computing and Services Science (CLOSER)* (pp. 373-380). SciTePress. <https://doi.org/10.5220/0005403303730380>

### Published in:

5th International Conference on Cloud Computing and Services Science (CLOSER)

### Document Version:

Peer reviewed version

### Queen's University Belfast - Research Portal:

[Link to publication record in Queen's University Belfast Research Portal](#)

### Publisher rights

© 2016 SciTePress

### General rights

Copyright for the publications made accessible via the Queen's University Belfast Research Portal is retained by the author(s) and / or other copyright owners and it is a condition of accessing these publications that users recognise and abide by the legal requirements associated with these rights.

### Take down policy

The Research Portal is Queen's institutional repository that provides access to Queen's research output. Every effort has been made to ensure that content in the Research Portal does not infringe any person's rights, or applicable UK laws. If you discover content in the Research Portal that you believe breaches copyright or violates any law, please contact [openaccess@qub.ac.uk](mailto:openaccess@qub.ac.uk).

### Open Access

This research has been made openly available by Queen's academics and its Open Research team. We would love to hear how access to this research benefits you. – Share your feedback with us: <http://go.qub.ac.uk/oa-feedback>

# Executing Bag of Distributed Tasks on Virtually Unlimited Cloud Resources

Long Thai, Blesson Varghese and Adam Barker

*School of Computer Science, University of St Andrews, Fife, UK*  
{lth2, varghese, adam.barker}@st-andrews.ac.uk

**Keywords:** Cloud Computing, Bag of Distributed Tasks, Cost vs Performance Trade-off, Decentralised Execution.

**Abstract:** Bag-of-Distributed-Tasks (BoDT) application is the collection of identical and independent tasks each of which requires a piece of input data located around the world. As a result, Cloud computing offers an effective way to execute BoT application as it not only consists of multiple geographically distributed data centres but also allows a user to pay for what is actually used. In this paper, BoDT on the Cloud using virtually unlimited cloud resources is investigated. To this end, a heuristic algorithm is proposed to find an execution plan that takes budget constraints into account. Compared with other approaches, for the same given budget, the proposed algorithm is able to reduce the overall execution time up to 50%.

## 1 INTRODUCTION

Bag-of-Tasks (BoT) is the collection of identical and independent tasks executed by the same application in any order. Bag-of-Distributed-Tasks (BoDT) is a subset of BoT in which each task requires data from somewhere around the globe. The location where a task is executed is essential for keeping the execution time of the BoDT low, since data is transferred from a geographically distributed location. It is ideal to assign tasks to locations that would be in geographically close proximity to the data.

The centralised approach for executing BoDT, in which data from multiple locations are transferred and executed at a single location, tends to be ineffective since some data resides very far from the selected location and takes a long time to be downloaded. Another approach is to group the tasks of the BoDT in such a way that each group can be executed near the location of the data. However, this approach requires an infrastructure which is decentralised and globally distributed. Cloud computing is ideally suited for this since public cloud providers have multiple data centres which are globally distributed. Furthermore, since clouds are available on a pay-as-you-go basis, it is cost effective as a user only pays for Virtual Machines (VMs) that are required.

Cloud computing can facilitate the execution of BoDT, and at the same time introduce the challenge of assigning tasks to VMs by considering the location for processing each task, the user's budget con-

straint, as well as the desired performance, i.e. execution time, for executing the task. In an ideal case, it is expected that maximum performance is obtained while minimising the costs.

In our previous paper (Thai et al., 2014b), we approached this problem by assuming limited resources were available. However, as Cloud providers offer virtually unlimited resources, the limit should be determined based on the user's budget constraint. In this paper, we present our approach for executing BoDT on the Cloud with virtually unlimited resources and is only limited by a user specified budget constraint. Compared with other approaches, with the same given budget, our algorithm is able to reduce the overall execution time up to 50%.

The contributions of this paper are i) a mathematical model of executing a BoDT application on the Cloud with budget constraints, ii) a heuristic algorithm which assigns tasks to Cloud resources based on their geographical locations, and iii) an evaluation comparing our approach with centralised and round robin approaches.

The remainder of paper is structured as follow. Section II presents the mathematical model of the problem. Section III introduces the heuristic algorithms producing an execution plan based on the user's budget constraint. Section IV evaluates the approach. Section V presents the related work. Finally, this paper is concluded in section VI.

## 2 PROBLEM MODELLING

Let  $L = \{l_1 \dots l_m\}$  be the list of Cloud locations, i.e. location of Cloud provider's data centres, and  $VM = \{vm_1 \dots\}$  be the list of Cloud VMs. For  $vm \in VM$ ,  $l_{vm} \in L$  denotes the location in which  $vm$  is deployed. Let  $VM_l \subset VM$  be the list of all VMs deployed at location  $l \in L$ . The number of items in  $VM$  is not fixed since a user can initiate as many VMs as possible.

Let  $T = \{t_1 \dots t_n\}$  be the list of tasks, and  $size_t$  denote the size of a task. The time (in seconds) taken to transfer data from a task's location to a Cloud location is denoted as  $trans_{t,l}$ . Similarly,  $trans_{t,vm}$  for  $vm \in VM$  is the cost of moving  $t$  to  $vm$  (or to a location on which  $vm$  is running;  $trans_{t,vm} = trans_{t,l_{vm}}$ ). We assume that there is only one type of VM is used, hence, the cost of processing one unit of data is identical and is denoted as  $comp$ .

The time taken to execute task  $t$  at  $vm$  is:

$$exec_{t,vm} = exec_{t,l_{vm}} = (trans_{t,vm} + comp) \times size_t \quad (1)$$

Let  $T_{vm} \subset T$  be the list of tasks executed in  $vm \in VM$ . All tasks must be executed and is represented as the following constraint:

$$\bigcup_{vm \in VM} T_{vm} = T \quad (2)$$

One task should not be executed in more than one location expressed as an additional constraint:

$$T_i \cap T_j = \emptyset \quad \text{for } i, j \in VM \text{ and } i \neq j \quad (3)$$

The execution time of all tasks on  $vm \in VM$  is:

$$exec_{T_{vm}} = \sum_{t \in T_{vm}} exec_{t,vm} \quad (4)$$

As it takes some times to create a VM, the overhead associated with the start up of each VM denoted as  $start\_up$ . The execution time of  $vm \in VM$  to execute all tasks in  $T_{vm}$  is:

$$exec_{vm} = start\_up + exec_{T_{vm}} \quad (5)$$

It should be noted that Equation 5 can only be applied if there are task(s) assign to a VM, i.e.  $T_{vm} \neq \emptyset$ . Otherwise, it is unnecessary to create a VM, thus its execution time is zero.

Assuming each VM is charged by hour, i.e. 3600 seconds, the number of charged time blocks is:

$$tb_{vm} = \lceil \frac{exec_{vm}}{3600} \rceil \quad (6)$$

Equation 6 contains the ceiling function, which means the execution time is rounded up to the nearest hour in order to calculate the number of used time blocks. In other words, a user has to pay for a full hour even if only a fraction of the hour is used.

Let  $P = \{T_{vm_1} \dots T_{vm_p}\}$  be the execution plan, whose each item is a group of tasks assigned to one  $vm \in VM$ . Let  $VM_P$  denote the list of VMs used by execution plan  $P$ . Similarly, let  $L_P$  be the list of locations where all VMs of plan  $P$  are deployed. Moreover,  $P_l$  denotes the execution plan for location  $l \in L$ , which means  $L_{P_l} = \{l\}$  and  $VM_{P_l} = VM_l$ .

As all VMs are running in parallel, the execution time of a plan is equal to slowest VM's:

$$exec_P = \max_{vm \in VM_P} exec_{vm} \quad (7)$$

The total number of time blocks used is the sum of the time blocks used by each VM, represented as:

$$tb_P = \sum_{vm \in VM_P} tb_{vm} \quad (8)$$

The budget constraint is the amount of money that a user is willing to pay for executing the BoDT. Even though Cloud providers charge users for using compute time on virtual machines and transferring data, only the renting cost is considered as the amount of downloaded is unchanged for any given problem, i.e. regardless the execution plan, the same amount of data is downloaded, thus the data transferring cost.

The budget constraint is mapped onto the number of allowed time blocks  $tb_b$  by dividing the budget to the cost of one time block (this is possible, because of the assumption that there is only one VM type). Hence, the problem of maximising the performance of executing a BoDT on the Cloud with a given budget constraint is to find an execution plan  $P$  in order to minimise  $exec_P$  while keeping  $tb_P = tb_b$  and satisfying constraints in Equations 2 and 3.

## 3 ALGORITHMS

As stated in the previous section, the optimal plan for executing BoDT on the Cloud with budget constraint can be found by solving the mathematical model. However, solving the mathematical model can take considerable amount of time since it involves considering multiple possibilities of assigning tasks to different VMs at multiple Cloud locations. In this section, we propose an alternative approach which is a heuristic algorithm for finding an executing plan for a BoDT based on a user's budget constraint.

### 3.1 Select Initial Number of VMs at Each Location

The main idea of the approach presented in this paper is to specify a set of VMs for each location, then

to reduce the number until the total number of VMs across all locations is  $tb_b$ .

In order to determine the initial number of VMs at each location, we make an assumption that it is possible to limit each VM to be executing in one time block, i.e. if a VM finishes its execution in more than one time block, its tasks can be split and scheduled onto two VMs. Then, the total number of time blocks is equal to the total number of VMs across all locations. Thus, the constraint  $tb_b$  also limits the total number of VMs, each of which uses no more than one time block. Hence, initially, the number of VMs at each location, i.e.  $\overline{VM}_l$  for  $l \in L$ , can be set to  $tb_b$ .

### 3.2 Find Execution Plan based on Budget Constraint

Let  $P_{nl}$  be the plan in which tasks are assigned to their nearest location, i.e. the location in which  $exec_{t,l}$  is minimum. Each item in  $P_{nl}$  represents the list of tasks assigned to a location (not a VM).

---

#### Algorithm 1 Find Execution Plan based on Budget Constraint

---

```

1: function FIND_PLAN( $tb_b, P_{nl}, VM$ )
2:    $P \leftarrow \emptyset$ 
3:   for  $l \in L_{P_{nl}}$  do
4:      $P_l \leftarrow ASSIGN(T_l, VM_l)$ 
5:     if  $tb_{P_l} > tb_b$  then
6:       FAIL
7:     end if
8:      $P \leftarrow P_l$ 
9:   end for
10:   $P \leftarrow REDUCE(P, \emptyset, TRUE)$ 
11:  if  $tb_P > tb_b$  then
12:     $P \leftarrow REDUCE(P, \emptyset, FALSE)$ 
13:  end if
14:  if  $tb_P > tb_b$  then
15:    FAIL
16:  end if
17:   $P \leftarrow BALANCE(P)$ 
18:  return  $P$ 
19: end function

```

---

Algorithm 1 finds a plan with minimum execution time based on the budget constraint  $tb_b$ . The nearest plan  $P_{nl}$  and the initial list of virtual machines  $VM$  are provided as input. The algorithm uses three functions, namely *ASSIGN*, *REDUCE* and *BALANCE*.

First of all, the algorithm assigns tasks to VMs deployed in their nearest locations (From Line 3 to 9). Line 5 checks if the number of used time block in a location is more than the budget constraint. If that

is the case, then it is impossible to find an execution plan satisfying the given budget constraint.

Secondly, some VMs are removed by moving its tasks to other ones until the budget constraint is satisfied (From Line 10 to 13). The reassignment can be performed between VMs in the same location or across multiple locations. If after reducing, the number of VMs is still higher than  $tb_b$ , it is impossible to satisfy the budget constraint (Lines 14 and 15).

Finally, as the execution times between VMs are different (for example, one VM can take longer to finish than the other ones) it is necessary to balance out the execution times between all VMs so that they can finish at the same time, thus reduce the overall execution time (Line 17).

### 3.3 Assign Tasks to VMs

---

#### Algorithm 2 Assign Tasks to VMs

---

```

1: function ASSIGN( $T', VM'$ )
2:    $T' \leftarrow T'$  sorted by  $-exec_{t,l}$  for  $t \in T'$ 
3:   for  $t \in T'$  do
4:      $VM_0 \leftarrow VM'$  filtered  $exec_{vm} + exec_{t,vm} \leq$ 
5:       3600
6:     if  $VM_0 = \emptyset$  then
7:       FAIL
8:     end if
9:      $VM_0 \leftarrow VM'$  sorted by  $(trans_{t,vm}, exec_{vm})$ 
10:    for  $vm \in VM_0$  do
11:       $VM_0 \leftarrow \arg \min_{vm \in VM'} trans_{t,vm}$ 
12:       $vm \leftarrow VM_0[0]$ 
13:       $T_{vm} \leftarrow T_{vm} \cup \{t\}$ 
14:    end for
15:   $P_{nl} \leftarrow \{T_{vm} \text{ for } vm \in VM'\}$ 
16:  return  $P_{nl}$ 
17: end function

```

---

Algorithm 2 aims to evenly distributed tasks from  $T'$  to the set of receiving VMs.

First of all, tasks are sorted in descending order based on their execution times (Line 2). Then, for each task, all the VMs which can execute it without requiring more than one time block is selected (Line 4). If there is no VM selected, i.e. it will take more than one time block if a task is assigned to any given VMs, the function fails (Lines 5 and 6).

All the selected VMs are sorted based on the distance between VM's location and the task's location, and by their current execution time (Lines 8). The task is assigned to the first VM in the sorted collection (Lines 10 and 11). In other words, Algorithm 2 tries to assign a task to the nearest VM with the lowest execution time.

### 3.4 Reduce the Number of VMs

**Algorithm 3** Reduce VMs

---

```

1: function REDUCE( $P, Ign, is\_local$ )
2:    $vm \leftarrow \arg \min_{vm \in VM_P} exec_{vm}$ 
3:   if  $is\_local = TRUE$  then
4:      $VM' \leftarrow VM_{l_{vm}} - vm$ 
5:   else
6:      $VM' \leftarrow VM_P - vm$ 
7:   end if
8:    $P' \leftarrow ASSIGN(T_{vm}, VM')$ 
9:   if  $tb_{P'} < tb_P$  then
10:     $P \leftarrow P'$ 
11:  else
12:     $Ign \leftarrow Ign \cup \{vm\}$ 
13:  end if
14:  if  $tb_P = tb_b$  or  $\overline{Ign} = \overline{VM_P}$  then
15:    return  $VM_l$  for  $l \in L$ 
16:  else
17:    return LOCALREDUCE( $P_n, Ign$ )
18:  end if
19: end function

```

---

Algorithm 3 is used to reduce the number of VMs by moving all tasks from one VM to others which are either in the same or on different locations. It is a recursive process which takes the current plan  $P_n$ , and the list of VMs which cannot be removed from the plan  $Ign$ , and the boolean value indicating if the reducing process is applied locally or globally  $is\_local$ .

First, a VM with lowest execution time is selected (Line 2). Then the remaining VMs, which can be either in the same (Line 4) or on different Cloud location (Line 6), are selected as receiving VMs.

After that, all tasks from selected VM are reassigned to other VMs (Line 8) by reusing the Algorithm 2. Notably, the receiving VMs are not empty but already contain some tasks.

If the reassignment reduces the number of VMs (Line 9), the current plan is updated (Line 10). Otherwise, the selected VM is added into the ignore list  $Ign$  (Line 12). If the total time block satisfies the given constraint or all VMs are ignored (Line 14), the process stops and returns the current plan (Line 14), otherwise it continues (Line 17).

### 3.5 Balance Tasks Between VMs

After the budget constraint is satisfied, the execution times between VMs can be uneven, i.e. some VMs can have higher execution times than the others. As the execution time of the plan  $exec_P$  is based on the

**Algorithm 4** Balancing Algorithm

---

```

1: function BALANCE( $P$ )
2:    $vm \leftarrow \arg \min_{vm \in VM_P} exec_{vm}$ 
3:    $T'_{vm} \leftarrow T_{vm}$  sorted by  $-exec_{t,vm}$ 
4:   for  $t \in T'_{vm}$  do
5:      $VM_1 \leftarrow (VM_P - \{vm\})$  sorted by  $trans_{t,vm}$ 
6:      $vm_0 \leftarrow NULL$ 
7:     for  $vm_1 \in VM_1$  do
8:       if  $t$  is never in  $vm_1$  then AND  $rtc_1 +$ 
           $exec_{t,c_1} < rtc_0$ 
9:          $vm_0 \leftarrow vm_1$ 
10:        BREAK
11:      end if
12:    end for
13:    if  $vm_0 \neq NULL$  then
14:      BREAK
15:    end if
16:  end for
17:  if  $vm_0 \neq NULL$  then
18:     $T'_{vm} \leftarrow T_{vm} - t$ 
19:     $T'_{vm_0} \leftarrow T_{vm_0} \cup \{t\}$ 
20:     $P \leftarrow (P - \{T_{vm}, T_{vm_0}\}) \cup \{T'_{vm}, T'_{vm_0}\}$ 
21:    go to 2
22:  end if
23:  return  $P$ 
24: end function

```

---

VM with highest execution time, it is necessary to balance out execution time between them.

Algorithm 4 is an iterative process which tries to move tasks from a VM with highest execution time (Line 2) to the nearest VM possible. There are two conditions for selecting a receiving VM: the selected task is never assigned to it and its execution time after receiving the task is not higher than the current execution time of the giving VM (Line 8).

### 3.6 Dynamic Scheduling To Avoid Idle VM

Even though Algorithm 1 aims to build the plan in which all VMs finish their execution nearly at the same time, due to the instability of the network and other unaccountable factors, e.g. service failure, it is not unusual for one VM to finish before others. As the cost of a full hour is already paid, it is necessary to utilise the remaining time of the finished VMs in order to reduce not only idle and unpaid time but also the execution time of other VMs.

Let  $rt_{vm}$  be the actual running time of a VM. Let  $e_{vm}$  and  $T_{r_{vm}}$  be the estimated remaining execution time and remaining tasks of  $vm \in VM$ .  $terminate\_time$  denote the time it take for a VM to be

---

**Algorithm 5** Dynamic Reassignment

---

```
1: function REASSIGN(vm)
2:   if  $3600 - rt_{vm} < terminate\_time$  then
3:     FAIL
4:   end if
5:    $VM_1 \leftarrow \{VM_P - \{vm\}\}$  sorted by  $-e_{vm_1}$  for
    $vm_1 \in VM_1$ 
6:    $vm_0 \leftarrow NULL$ 
7:   for  $vm_1 \in VM_1$  do
8:     if  $e_{vm_1} \leq thr_1$  AND  $\overline{T_{r_{vm_1}}} \leq thr_2$  then
9:        $vm_0 \leftarrow vm_1$ 
10:      BREAK
11:    end if
12:  end for
13:  if  $vm_0 = NULL$  then
14:    FAIL
15:  end if
16:   $T'_r \leftarrow T_{r_{vm}}$  sorted by  $trans_{t,vm}$  for  $t \in T'_r$ 
17:   $T \leftarrow \emptyset$ 
18:   $el \leftarrow 3600 - rt_{vm} - terminate\_time$ 
19:  for  $t \in T'_r$  do
20:     $exec'_T \leftarrow exec_T + exec_{t,vm}$ 
21:    if  $exec'_T \geq \frac{e_{vm_0} - thr_1}{2}$  OR  $exec'_T > el$  then
22:      BREAK
23:    end if
24:     $T \leftarrow T \cup \{t\}$ 
25:     $T'_r \leftarrow T'_r - \{t\}$ 
26:  end for
27:   $T_{r_{vm}} \leftarrow T_{r_{vm}} - T'_r$ 
28:   $T_{vm} \leftarrow T$ 
29:  TIME_OUT(vm, el)
30: end function
```

---

shut down. Finally,  $thr_1$  and  $thr_2$  are two threshold values indicating the required remaining execution time and number of tasks. As unfinished VMs are still running when the reassignment is being performed, those thresholds aim to avoid reassigning tasks already executed by one VM to another. The idea of dynamic rescheduling is to move  $T_{r_{vm}}$  of a VM to another finished one while satisfying  $thr_1$  and  $thr_2$  in order to reducing its  $e_{vm}$ .

In order to support dynamic scheduling, we add a feature which monitors the execution of VMs, keeps track of the remaining tasks and execution times, and detects a VM which has just finished its execution.

Algorithm 5 is invoked every time a VM that has just finished its execution. First, it check whether there is enough time in a finished VM to execute some tasks (Line 2). This check ensures that the finished VM is able to be terminated before using another time block. Then, the VM which not only has the highest remaining execution time but also satisfies  $thr_1$  and

$thr_2$  is selected (Lines 5 to 15).

After that, some of the tasks are moved from the selected VM to the finished one until some conditions are met: i) the execution time of the finishes VM is greater or equal half of the remaining execution time of the giving one, or, ii) the finished VM will take more than one time block to finish its execution if more tasks are added (from Lines 16 to 26).

Notably, Algorithm 5 is invoked only one at a time, i.e. if there are multiple VMs that have completed executing their tasks, only one of them is reassigned tasks while other VMs wait.

Finally, the timeout feature is added to prevent the finished VM, which is just assigned some more tasks, to use more than one time block. Basically, it takes the VM and the allowed execution time as arguments (Line 29), if the VM is still running when time out, it is automatically terminated and the remaining tasks are moved to another VM with lowest remaining execution time, i.e. the one that is likely to finish first.

## 4 EXPERIMENTAL EVALUATION

### 4.1 Set-up

In order to evaluate our proposed approach, we developed a word count application in which each task involved downloading and counting the number of words in a file from a remote server. Those files were located on PlanetLab (PL), a test-bed for distributed computing experiments (Chun et al., 2003). We had 5700 files across 38 PL nodes and the total amount of data for each experiment run was more than 12 gigabytes. The VMs were deployed on eight Amazon Web Service (AWS) regions.

Prior to the experiment, we ran the test with fewer tasks in order to collect the computational cost, i.e. *comp*, and communicational costs between all AWS regions and PlanetLab Nodes (i.e. *trans*).

Based on our algorithm, at least four VMs were required to execute all 5700 tasks. We then set  $tb_b = \{4, 6, 8, 10, 12, 14, 16, 18, 20\}$ , i.e. the number of time block (or VMs) that we wanted to use. For each value of  $tb_b$ , we ran the execution three times to find the mean and standard deviation.

For comparison, we implemented two simple approaches for executing BoDT on the Cloud:

- Centralised approach: one centralised location was selected as  $l_c = \arg \min_{l \in L} (\sum_{t \in T} trans_{t,l} * size_t)$ , i.e. the cost of moving all tasks to this location is a minimum when compared to other locations. This approach

was developed based on the centralised approach introduced in our previous paper (Thai et al., 2014b), however, instead of using only one VM at the selected location, in this paper, the number of VMs was equal to the one used by our proposed approach. In other words, this centralised approach enjoyed the same execution parallelism as the proposed one.

- Round Robin approach: for this approach, all Cloud locations was sorted in ascending order based on their costs of moving all tasks to them. This means the first Cloud location was the one selected by the centralised approach. After that, VMs were added to each location in circular order, e.g. the first VM was added to the first Cloud location in the sorted list.

For both approaches, Algorithm 2 was used to evenly distribute tasks to all VMs.

## 4.2 Dynamic Reassignment

Before going into the main experiment, it is necessary to demonstrate the need of using dynamic reassignment for VMs that finish executing their assigned tasks earlier than others. Figure 1 presents the result of running the same execution plan with  $tb_b = 4$ , i.e. there were four VMs. Each bar represents the execution time of a VM. Without reassignment, one VM took longer to finish its execution thus increasing the overall execution time. Dynamic reassignment helped to balance out the execution time between VMs so that all VMs could finish at about the same time, which in turn reduced the overall execution time. Dynamic reassignment is applied for the remaining experiments presented in this section.

## 4.3 Experimental Results

Figure 2 presents the execution times corresponding for each value of the number of VMs for all three approaches. The centralised approach had the highest execution times as even though it selected the location with lowest transfer cost for all tasks but some tasks were very far from the Cloud location which resulted in the high data transfer time. On the other hand, the round robin approach performed better as it deployed VMs at multiple Cloud locations, which means it was possible for tasks to be executed near their data sources. Finally, it is evident that for the same number of VMs (or budget) our approach always had the lowest execution time in comparison with other two.

A reason for the improvement is that our approach not only deployed VMs at multiple locations but also

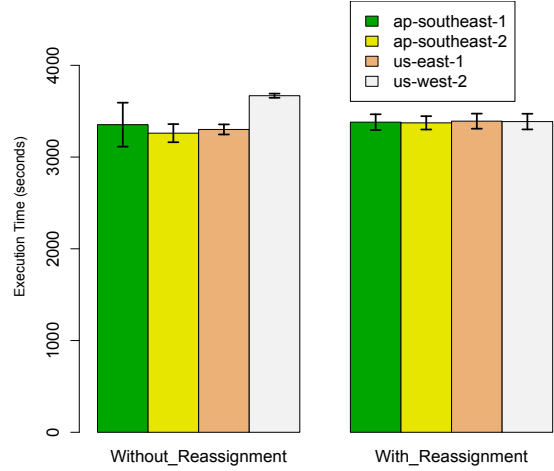


Figure 1: Compare execution without and with reassignment

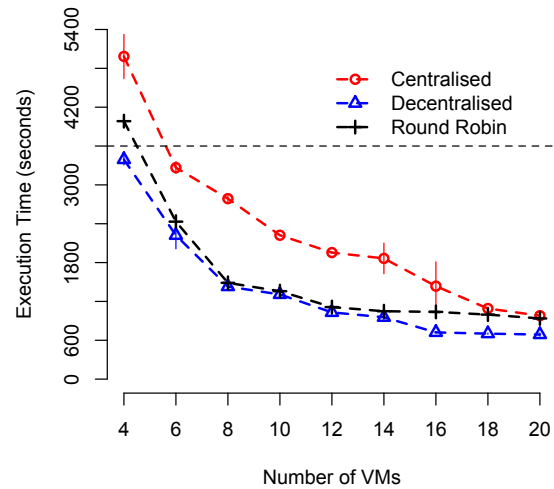


Figure 2: Execution Times

carefully selected those locations so that the majority of tasks could be executed near their data sources. The two simple approaches decided the location(s) of VMs based on **all** tasks, by assuming all tasks were assigned to one Cloud location. On the other hand, our approach took a more fine-grain method by assigning each task to its nearest location first and then reassigning them to others location until the budget constraint was satisfied.

As the result, with the same given budget con-

straint, our approach was 30% to 50% faster than the centralised approach. In comparison to the round robin approach, ours was able to reduce the execution times up to 30%.

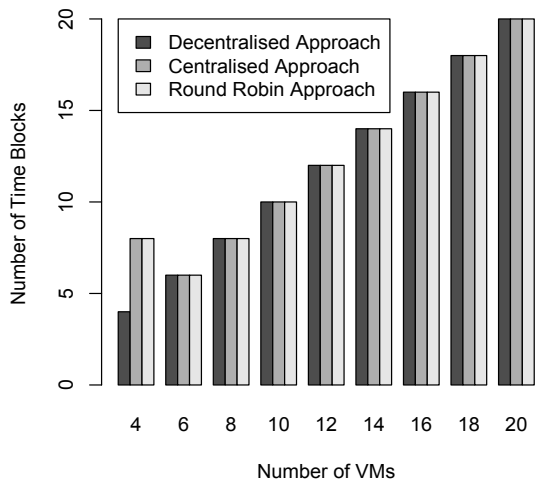


Figure 3: Actual Number of Used Time Blocks, i.e. cost

Figure 3 presents the number of actual time blocks, which can be mapped onto actual cost, consumed by three approaches. It shows that our approach was able to satisfy the budget constraint in all cases. Moreover, when there were four VMs, the centralised and round robin approaches were more expensive than the decentralised one. It was because each of their VMs required more than one hour to finish executing all the assigned tasks and the overall execution time was higher than 3600 seconds, as shown by Figure 2. Which means that the constraint  $tb_b = 4$  could only be satisfied by the decentralised approach.

#### 4.4 Trade-off Between Cost and Performance

As presented in Figure 2, the higher the budget constraint is (i.e. more VMs), the better the performance is. In theory, it is possible to keep adding more VMs in order to achieve better performance. However, the performance gain for each additional VM also decreases as the total number of VMs increases.

Hence, it is up to the user to decide how much improvement in performance can be afforded. There are some simple criteria to consider such as a defined budget constraint, the desired execution time or defining a threshold in the performance gain (for example, stop adding more VM(s) if the performance gain is

less than 60 seconds).

A user can also make the decision of how many VMs to use based on the trade-off between performance and cost, as mentioned in (Thai et al., 2014b).

## 5 RELATED WORK

In the Grid environment in which the resources are shared between multiple organisations, the overall performance of a distributed framework by processing data in close proximity to where it resides is improved (Ranganathan and Foster, 2002). Similarly, a heuristic algorithm is proposed to improve the performance of executing independent but file-sharing tasks (Kaya and Aykanat, 2006). An auto-scaling algorithm is proposed to satisfy deadline and budget constraints when each task requires distributed data from multiple sources (Venugopal and Buyya, 2005).

However, the application of Grid computing research on Cloud computing is limited because: i) the Cloud resources are (virtually) unlimited, hence a user is free to add or remove VMs whenever she wants but ii) the monetary cost factor has to be considered as the resource is not available free-of-charge.

Recently, running application on the Cloud has received attention from many researchers. Statistical learning had been used to schedule the execution of BoT on the Cloud (Oprescu and Kielmann, 2010). The method for scaling resource based on given budget constraint and desired application performance was also investigated (Mao et al., 2010). Nevertheless, those papers do not consider the location of data.

Cloud computing is employed for improving the performance of data intensive application, such as Hadoop, whose data is globally located (Ryden et al., 2014). Research that takes geographical distance into account while executing workflows is also reported (Luckeneder and Barker, 2013; Thai et al., 2014a). However, recent researches on applying Cloud computing for applications with geographically distributed data only focus on improving the performance without considering the monetary cost.

Our previous work (Thai et al., 2014b) aimed to determine a plan for executing BoDT on the Cloud, however, it made an assumption that there was only one VM that could be deployed at each Cloud region.

Our paper differentiates itself from prior research by taking advantage of the decentralised infrastructure of Cloud computing in executing BoDT application. We try to decide not only the amount of resources but also the locations where resources, i.e. VMs, must be located. Moreover, our research exploits of the virtually unlimited resources of Cloud



computing by letting a user decide how much resources that she wants based on her budget. Finally, the trade-off between performance gain and additional cost is also presented.

## 6 CONCLUSION

Due to its decentralised infrastructure and virtually unlimited resources, Cloud computing is suitable to execute BoDT, whose data is globally distributed all over the world. It is challenging to decide how to assign tasks to Cloud VMs based on a user's budget constraint while minimising the execution time.

The above problem was mathematically modelled in this paper. We also proposed a heuristic approach which assigned BoDT to Cloud VM(s) in order to maximise performance and to satisfy the allowed cost provided by a user.

Furthermore, we implemented a dynamic re-assignment feature to utilise the idle time of a VM that completes execution ahead of others by assigning tasks from other VMs onto it. This feature reduces the overall execution time when a number of VMs take longer to finish their execution due to service failure or network instability.

Our approach was evaluated and able to provide execution plans which satisfied given budget constraints. Compared to the centralised and round robin approaches, our approach reduced the execution time on average by 27%. Our approach was also able to satisfy the low budget while the others did not.

In the future, we plan to further improve dynamic resource provisioning and tasks scheduling so that they can be performed during execution in order to handle expected events, e.g. network instability or machine failure. Moreover, the different types of Cloud instances, which have varying performance and cost will be taken into account.

## ACKNOWLEDGEMENTS

This research is supported by the EPSRC grant 'Working Together: Constraint Programming and Cloud Computing' (EP/K015745/1), a Royal Society Industry Fellowship, an Impact Acceleration Account Grant (IAA) and an Amazon Web Services (AWS) Education Research Grant.

## REFERENCES

- Chun, B., Culler, D., Roscoe, T., Bavier, A., Peterson, L., Wawrzoniak, M., and Bowman, M. (2003). Planetlab: An overlay testbed for broad-coverage services. *SIGCOMM Comput. Commun. Rev.*, 33(3):3–12.
- Kaya, K. and Aykanat, C. (2006). Iterative-improvement-based heuristics for adaptive scheduling of tasks sharing files on heterogeneous master-slave environments. *Parallel and Distributed Systems, IEEE Transactions on*, 17(8):883–896.
- Luckeneder, M. and Barker, A. (2013). Location, location, location: Data-intensive distributed computing in the cloud. In *In Proceedings of IEEE CloudCom 2013*, pages 647–653.
- Mao, M., Li, J., and Humphrey, M. (2010). Cloud auto-scaling with deadline and budget constraints. In *Grid Computing (GRID), 2010 11th IEEE/ACM International Conference on*, pages 41–48.
- Oprescu, A. and Kielmann, T. (2010). Bag-of-tasks scheduling under budget constraints. In *Cloud Computing Technology and Science (CloudCom), 2010 IEEE Second International Conference on*, pages 351–359.
- Ranganathan, K. and Foster, I. (2002). Decoupling computation and data scheduling in distributed data-intensive applications. In *Proceedings of the 11th IEEE International Symposium on High Performance Distributed Computing, HPDC '02*, pages 352–, Washington, DC, USA. IEEE Computer Society.
- Ryden, M., Oh, K., Chandra, A., and Weissman, J. B. (2014). Nebula: Distributed edge cloud for data intensive computing.
- Thai, L., Barker, A., Varghese, B., Akgun, O., and Miguel, I. (2014a). Optimal deployment of geographically distributed workflow engines on the cloud. In *6th IEEE International Conference on Cloud Computing Technology and Science (CloudCom 2014)*.
- Thai, L., Varghese, B., and Barker, A. (2014b). Executing bag of distributed tasks on the cloud: Investigating the trade-offs between performance and cost. In *Cloud Computing Technology and Science (CloudCom), 2014 IEEE 6th International Conference on*, pages 400–407.
- Venugopal, S. and Buyya, R. (2005). A deadline and budget constrained scheduling algorithm for escience applications on data grids. In *in Proc. of 6th International Conference on Algorithms and Architectures for Parallel Processing (ICA3PP-2005)*, pages 60–72. Springer-Verlag.